

"High Frequency Ceramic Solutions"

2.4 GHz Low Pass Filter

P/N 2450LP14B100

Detail Specification: 06/23/03

Page 1 of 2

General Specifications

Part Number	2450LP14B100
Frequency (MHz)	2400 - 2500
Insertion Loss	0.50 dB max.
Return Loss	14 dB min.
Attenuation (min.)	35 dB @ 2 x fo
Attenuation (min.)	25 dB @ 3 x fo
Input Power	3 Watts max.

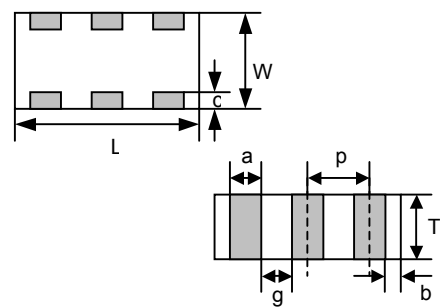
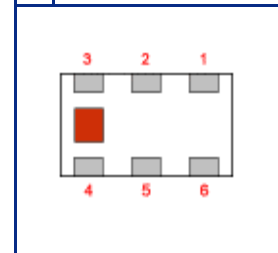
Impedance	50 Ω
Operating Temperature	-40 to +85°C
Reel Quantity	4,000

Terminal Configuration

No.	Function
1	GND
2	IN
3	GND
4	GND
5	OUT
6	GND

Mechanical Dimensions

	In	mm
L	0.063 ± 0.004	1.60 ± 0.10
W	0.031 ± 0.004	0.80 ± 0.10
T	0.024 ± 0.004	0.60 ± 0.10
a	0.008 ± 0.004	0.20 ± 0.10
b	0.008 +.004/-0.006	0.20 +0.1/-0.15
c	0.006 ± 0.004	0.15 ± 0.10
g	0.012 ± 0.004	0.30 ± 0.10
p	0.020 ± 0.002	0.50 ± 0.05

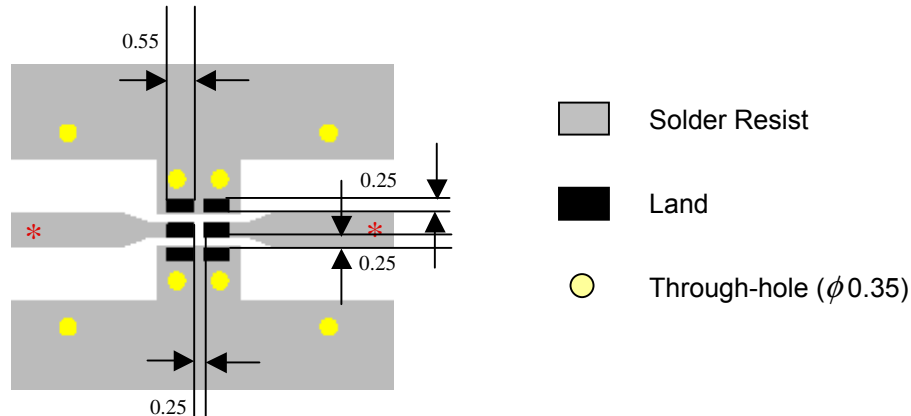



Mounting Considerations

Mount these devices with brown mark facing up.

Line width should be designed to provide 50Ω impedance matching characteristics.

Units: mm



Johanson Technology, Inc. reserves the right to make design changes without notice.

All sales are subject to Johanson Technology, Inc. terms and conditions.



931 931 Via Alondra • Camarillo, CA 93012 • TEL 805.389.1166 FAX 805.389.1821

www.johansontechnology.com

©2003 Johanson Technology, Inc. All rights reserved

"High Frequency Ceramic Solutions"

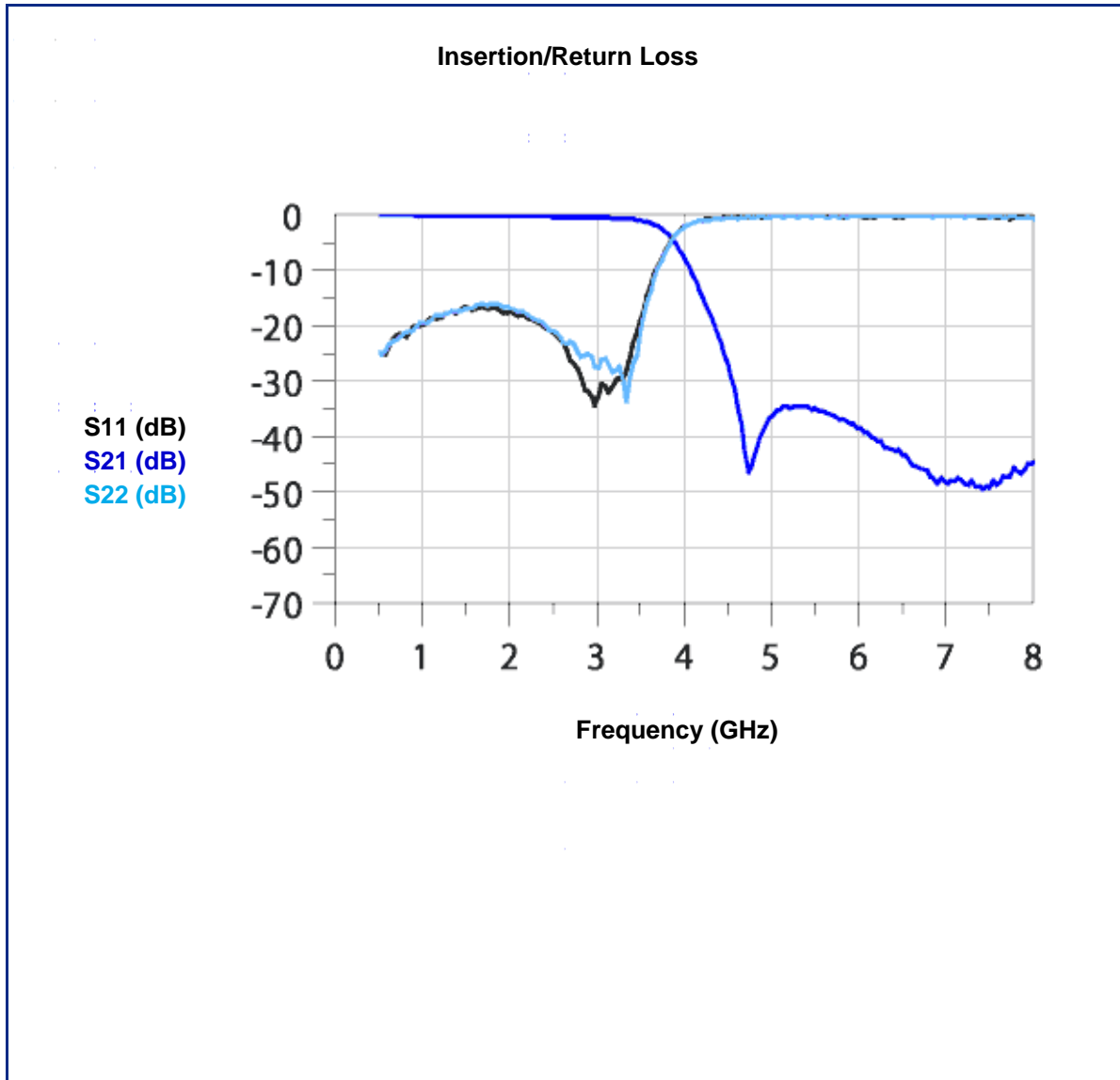
2.4 GHz Low Pass Filter

Detail Specification: 06/23/03

P/N 2450LP14B100

Page 2 of 2

Typical Electrical Performance (T=25°C)



Johanson Technology, Inc. reserves the right to make design changes without notice.

All sales are subject to Johanson Technology, Inc. terms and conditions.



931 931 Via Alondra • Camarillo, CA 93012 • TEL 805.389.1166 FAX 805.389.1821

www.johansontechology.com

©2003 Johanson Technology, Inc. All rights reserved