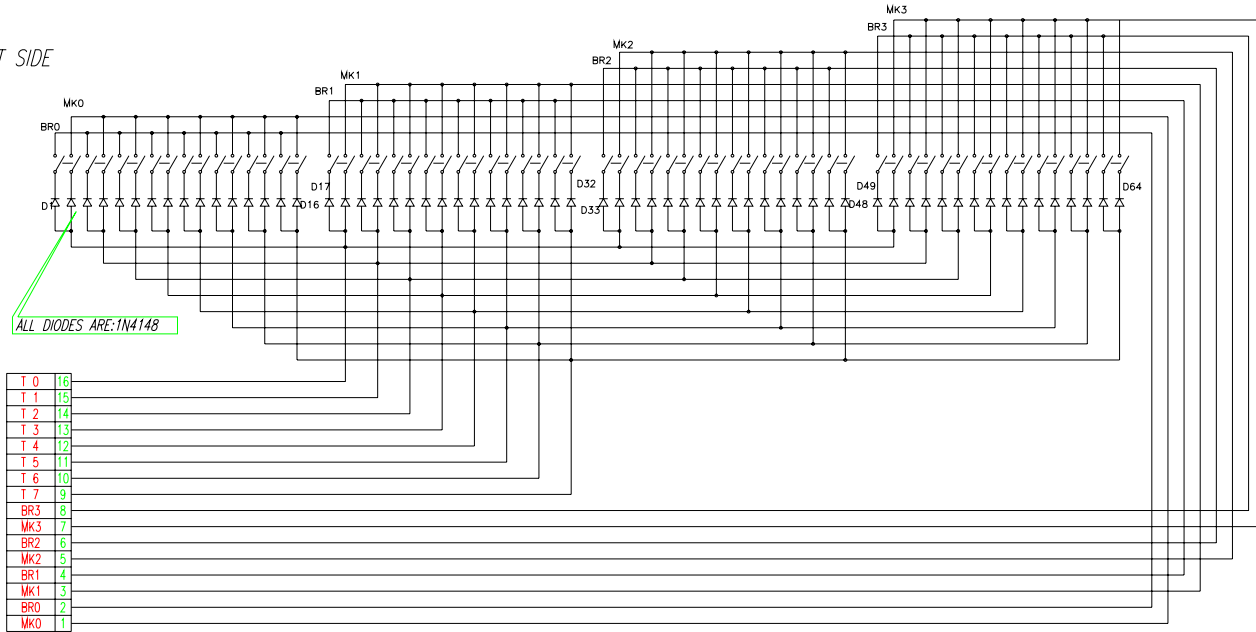
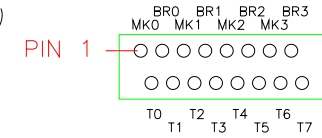


LEFT SIDE

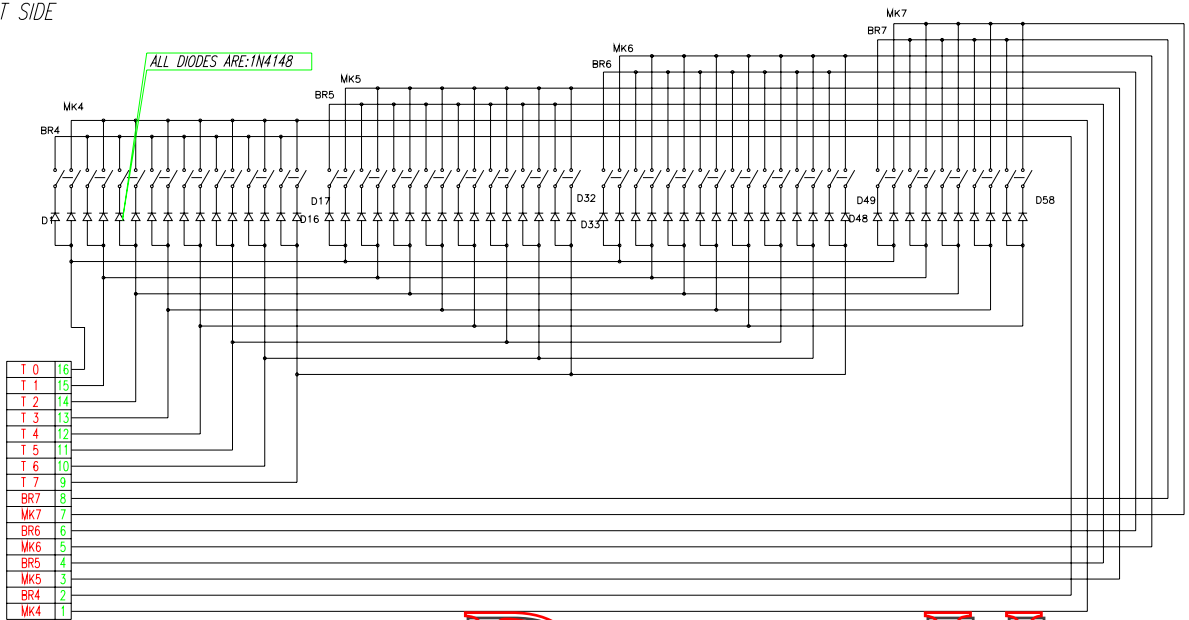


CONNECTOR MICRO-MATCH
PART.NUM.1-215079-6(AMP)

CONNECTOR POSITION DIAGRAM
SOLDER VIEW

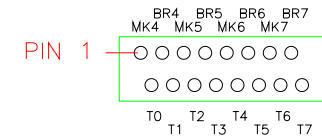


RIGHT SIDE



CONNECTOR MICRO-MATCH
PART.NUM.1-215079-6(AMP)

CONNECTOR POSITION DIAGRAM
SOLDER VIEW



Demo Version

FATAR Srl Reconati, Italy		RTEC.733.01		DISEGNO TECNICO	
Completato: R592:	Verificato: R592:	Approvato: D.6:	Rev:	Data:	
Descrizione: ELECTRICAL DIAGRAM 61 NOTE		Codice Mecc.:		Rev: 00	
DF. Version:	Prova. Ingegner:	Appr. RIEC.:	Stampatore: Massimo		
Data:	Data:	Data:	Date: 13/10/24		
Disegnato:	Materiali:	Quote senza ind. di tol.:	Codice Disegno: 08120020		
PRODOTTO IN ITALIA		Scala: 1:1		DIMENSIONI: mm	
Per ogni informazione rivolgersi al servizio clienti del Gruppo FATAR		F0240 1 D 1 F0240		F0240 1 D 1 F0240	