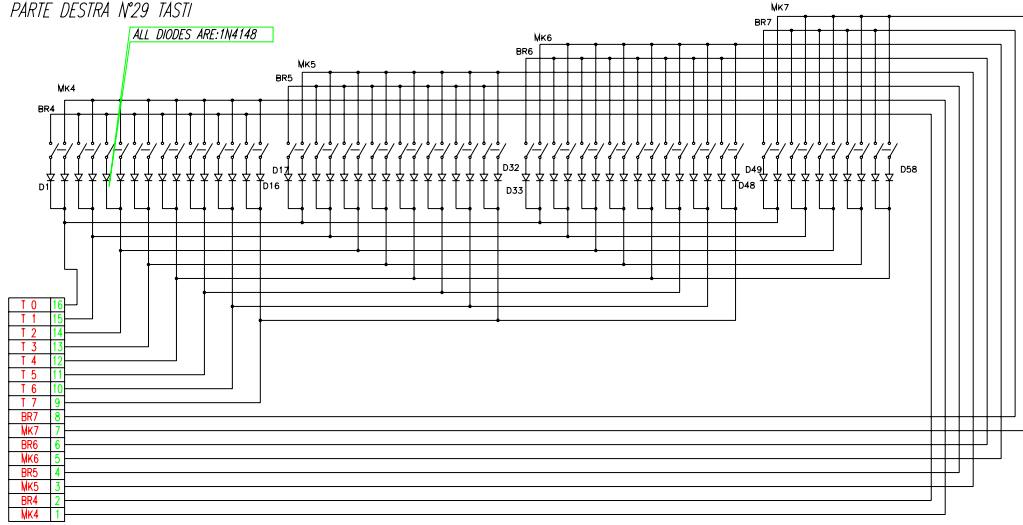


PARTE DESTRA N°29 TASTI

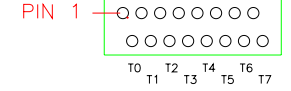
ALL DIODES ARE:1N4148



T 0	16
T 1	15
T 2	14
T 3	13
T 4	12
T 5	11
T 6	10
T 7	9
BR7	8
MK7	7
BR6	6
MK6	5
BR5	4
MK5	3
BR4	2
MK4	1

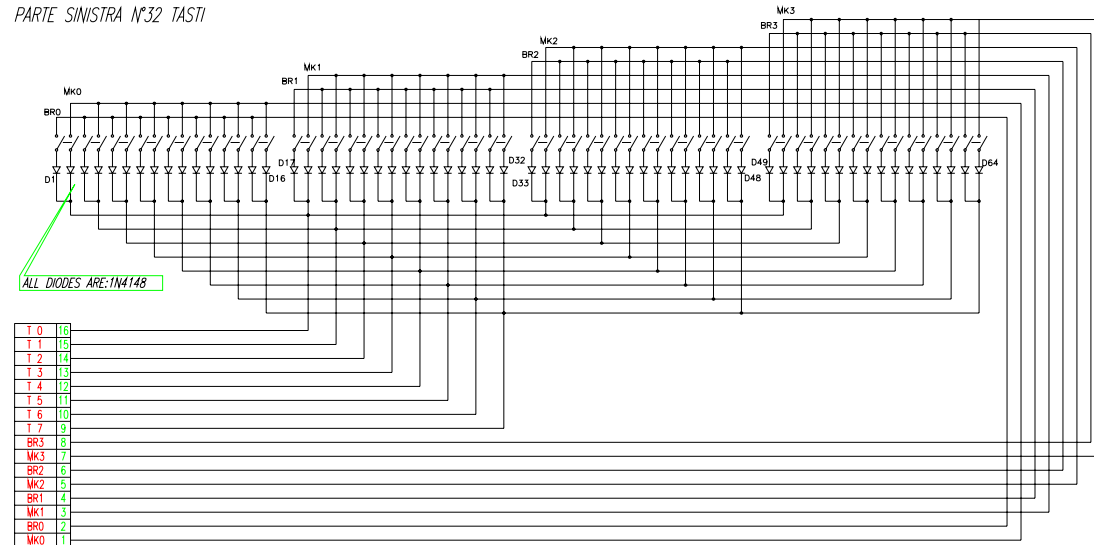
CONNECTOR MICRO-MATCH
PART.NUM.1-215079-6(AMP)

SCHEMA POSIZIONI SUL CONNETTORE
VISTO DAL LATO SALDATURE



PARTE SINISTRA N°32 TASTI

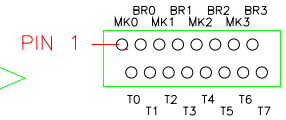
ALL DIODES ARE:1N4148



T 0	16
T 1	15
T 2	14
T 3	13
T 4	12
T 5	11
T 6	10
T 7	9
BR3	8
MK3	7
BR2	6
MK2	5
BR1	4
MK1	3
BR0	2
MK0	1

CONNECTOR MICRO-MATCH
PART.NUM.1-215079-6(AMP)

SCHEMA POSIZIONI SUL CONNETTORE
VISTO DAL LATO SALDATURE



Demo Version

PROPRIETARY INFORMATION	REVISIONI	SCALA	1:1
REVISIONI	1	DATA	1/9/2014
FATAR s.r.l.		DISEGNO TECNICO	
Completato R502:	verificato R502:	Approvato D16:	Rev:
Descrizione: SCHEMA ELETTRICO DI CIRCUITO A	Titolo: RIEC.733.01	Disegnato:	1/9/2014
COLMANA CONDUTTIVA DINAMICA 61 NOTE(DP-Version)	Codec Disegno: 98700700	Codec Mac:	Disegnato:
Materiali:	Trattamento:	Disegnato:	1/9/2014