



Rated voltage 42 Vac/80 Vdc
Rated current 200 to 1000 mA
Rated inductance 5 μ H to 4,7 mH



Construction

- Current-compensated ring core choke with ferrite core
- Bifilar winding (B82790-C...)
- Sector winding (B82790-S...)

Features

- Case flame-retardant as per UL 94 V-0
- Suitable for reflow soldering

*Special types for conductive adhesion
and ambient temperatures up to 150 °C on request*

Applications

- B82790-C:
Suppression of asymmetrical interference coupled in on lines, whereas data signals up to some MHz can pass unaffectedly
- B82790-S:
Suppression of asymmetrical and symmetrical interference coupled in on lines. The high-frequency portions of the symmetrical data signal are decreased so far that EMC problems can be significantly reduced

Terminals

- Tinned

Marking

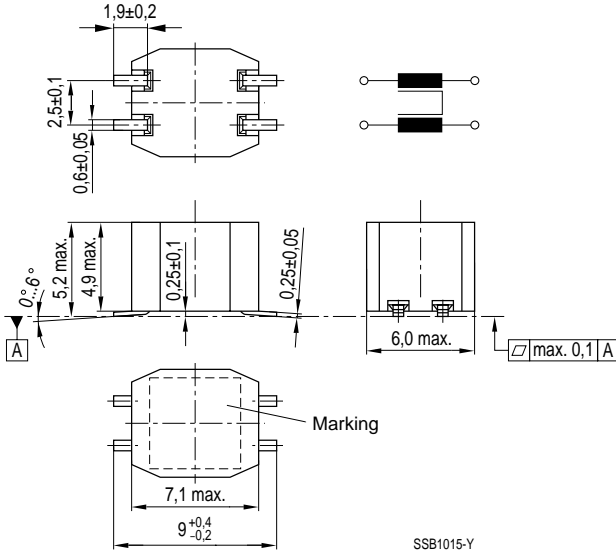
Manufacturer, ordering code (short form),
date of manufacture, coded (year, day of week, calendar week)

Delivery mode

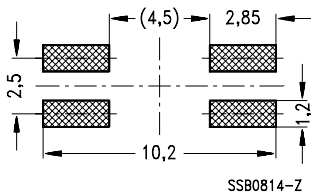
Blister tape, reel packing
For details on taping, packing and packing units [see page 302](#)



Dimensional drawing



Layout recommendation




General technical data

Rated voltage V_R	42 Vac (50/60 Hz) 80 Vdc
Rated current I_R	Referred to 50 Hz and 60 °C ambient temperature
Rated inductance L_R	Measured with HP 4275A at $L \leq 1$ mH = 100 kHz, 0,1 mA $L > 1$ mH = 10 kHz, 0,1 mA (specified per winding)
Inductance tolerance	B82790-+****-N201/N215: ± 30 % B82790-+****-N240/N265: $- 30/+ 50$ %
Inductance decrease $\Delta L/L_0$	< 10 % at dc magnetic bias with I_R
Stray inductance L_S	Measured with HP 4275A. Measuring frequency at $L \leq 11$ μ H = 1 MHz, 5 mA $L > 11$ μ H = 100 kHz, 5 mA
DC resistance R_{typ}	Typical values, measured at 20 °C ambient temperature
Solderability	(215 3) °C, (3 0,3) s wetting of soldering area ≥ 95 % in accordance with IEC 60068-2-58
Climatic category	40/125/56 ($- 40$ °C/+ 125 °C/56 days damp heat test) in accordance with IEC 60068-1
Weight	Approx. 0,3 g

Characteristics and ordering codes

L_R mH	L_S, typ nH	I_R mA	R_{typ} m Ω	V_T Vdc, 2 s	Ordering code ¹⁾
0,005	50	1000	100	250	B82790-C0502-N201
0,011	50	500	120	250	B82790-C0113-N201
0,025	1500	500	130	250	B82790-S0253-N201
0,051	2000	500	160	250	B82790-S0513-N201
0,470	200	500	200	750	B82790-C0474-N215
1,0	250	500	200	750	B82790-C0105-N240
2,2	250	400	400	750	B82790-C0225-N265
4,7	300	200	550	750	B82790-C0475-N265

1) Special types for conductive adhesion and ambient temperatures of up to 150 °C upon request.

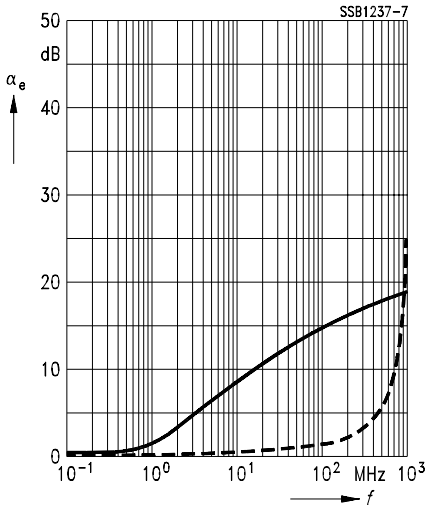


Insertion loss α_e (typical values at $Z = 50 \Omega$)

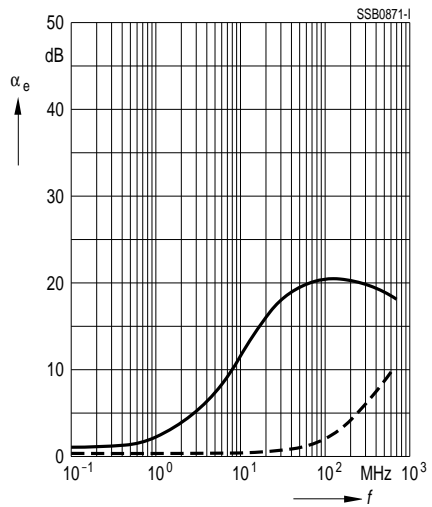
———— asymmetrical, all branches in parallel (common mode)

- - - - - symmetrical (differential mode)

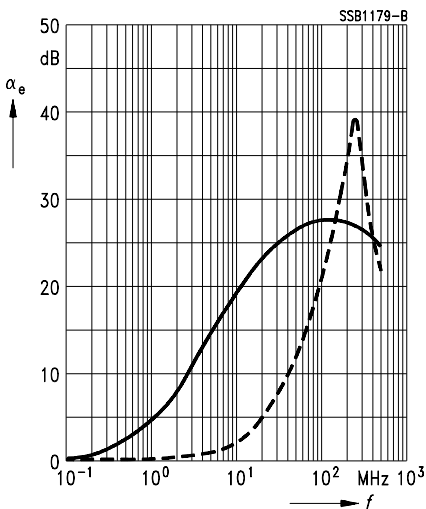
B82790-C0502-N201



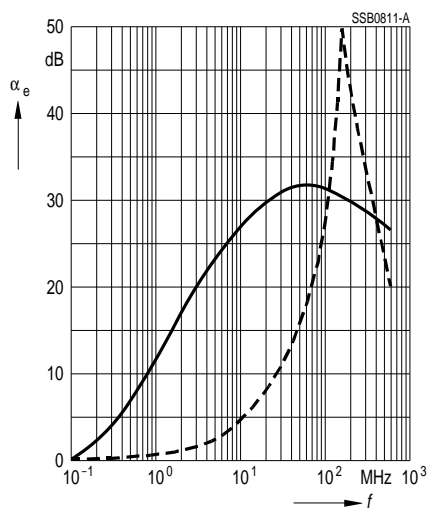
B82790-C0113-N201



B82790-S0253-N201



B82790-S0513-N201



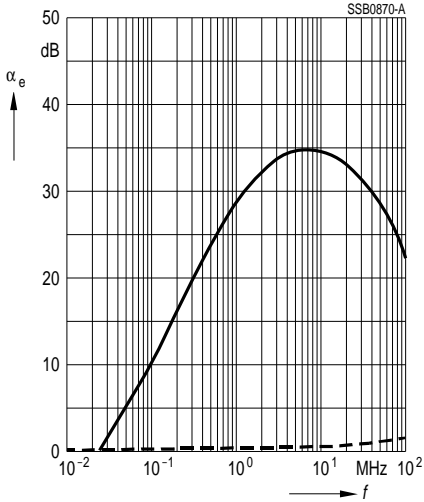


Insertion loss α_e (typical values at $Z = 50 \Omega$)

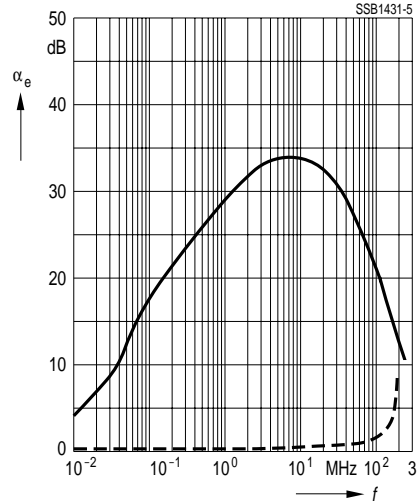
———— asymmetrical, all branches in parallel (common mode)

- - - - - symmetrical (differential mode)

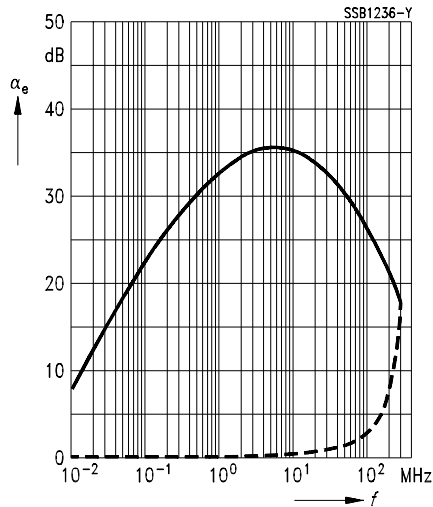
B82790-C0474-N215



B82790-C0105-N240



B82790-C0225-N265



B82790-C0475-N265

