

KMR 2 Series Microminiature SMT Top Actuated

Features/Benefits

- Long Life version
- 4 actuation forces
- Optional ground pin
- Ultra low current capabilities
- Excellent tactile feel

Typical Applications

- Automotive
- Cellular phones
- Industrial electronics
- Medical equipment



Tactile Switches

Specification

FUNCTION: momentary action
CONTACT ARRANGEMENT: 1 make contact = SPST, N.O.
TERMINALS: Gullwing type for SMT

Mechanical

Type G and NG (except gold version G only) See description below	Operating force N (grs)	Operating life (cycles)	Travel (mm)
KMR211 LFS	1.2 (120) ± 0.30	200 000	0.20 mm ± 0.1
KMR213 LFG	1.2 (120) ± 0.30	200 000	0.20 mm ± 0.1
KMR221 LFS	2.0 (200) ± 0.50	200 000	0.25 mm ± 0.1
KMR223G LFG	2.0 (200) ± 0.50	200 000	0.25 mm ± 0.1
KMR231 LFS	3.0 (300) ± 0.75	150 000	0.25 mm ± 0.1
KMR233G LFG	3.0 (300) ± 0.75	150 000	0.25 mm ± 0.1
KMR231 ULC LFS	3.0 (300) ± 0.75	150 000	0.25 mm ± 0.1
KMR232 LFS	3.0 (300) ± 0.75	300 000	0.25 mm ± 0.1
KMR232 ULC LFS	3.0 (300) ± 0.75	300 000	0.25 mm ± 0.1
KMR241 LFS	4.0 (400) ± 1.00	100 000	0.30 mm ± 0.1
KMR243G LFG	4.0 (400) ± 1.00	100 000	0.30 mm ± 0.1
KMR241 ULC LFS	4.0 (400) ± 1.00	100 000	0.30 mm ± 0.1
KMR242 LFS	4.0 (400) ± 1.00	200 000	0.30 mm ± 0.1
KMR242 ULC LFS	4.0 (400) ± 1.00	200 000	0.30 mm ± 0.1

TACTILE FEELING: for KMR 2 series: ≥ 30% (1.2N at 20%)

Electrical

	Silver	Gold
MAXIMUM POWER:	1 VA	0.2 VA
MAXIMUM VOLTAGE:	32 VDC	32 VDC
MINIMUM VOLTAGE:	20 mVDC	20 mVDC
MAXIMUM CURRENT:	50 mA	10 mA
MINIMUM CURRENT:	1 mA*	1 mA*
DIELECTRIC STRENGTH:	≥ 250 Vrms	
CONTACT RESISTANCE:	≤ 100 mΩ	
INSULATION RESISTANCE:	≥ 1GΩ	
BOUNCE TIME:	≤ 3 ms	

*For ULC version minimum current is 1μA at 1.8 VDC

Environmental

	Silver	Gold
OPERATING TEMPERATURE:	-40°C to 85°C	-40°C to 125°C
STORAGE TEMPERATURE:	-55°C to 85°C	-55°C to 125°C

Process

Infrared Reflow Soldering in accordance with IEC61760-1

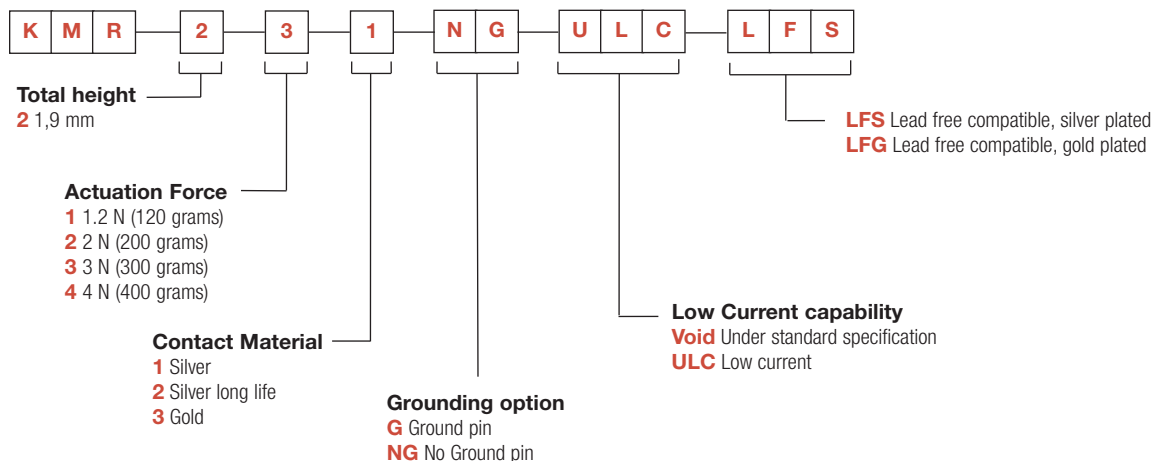
Packaging

In reels of 7,000 pieces for KMR 2
External diameter 330 mm ± 2 mm

NOTE: Specifications listed above are for switches with standard options.
For information on specific and custom switches, consult Customer Service Center.

Part Number Description

For any part number different from those listed above, please consult your local representative.



KMR 2 Series Microminiature Tact Switch for SMT

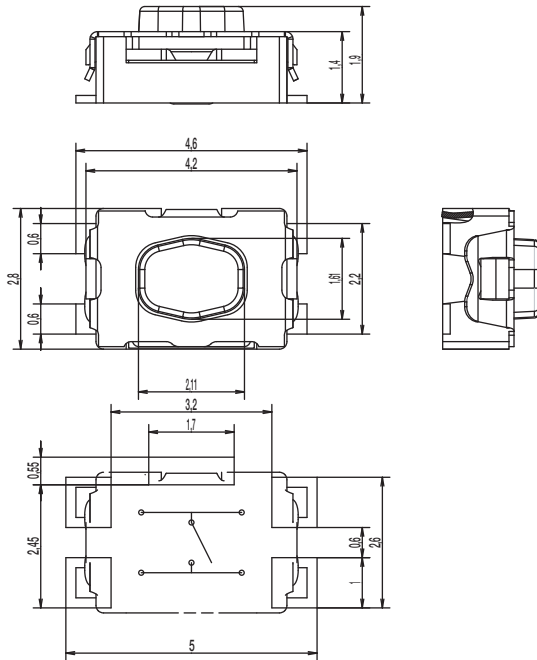
KMR 2 Series - 1.9 mm height

PCB layout shown with ground pin option

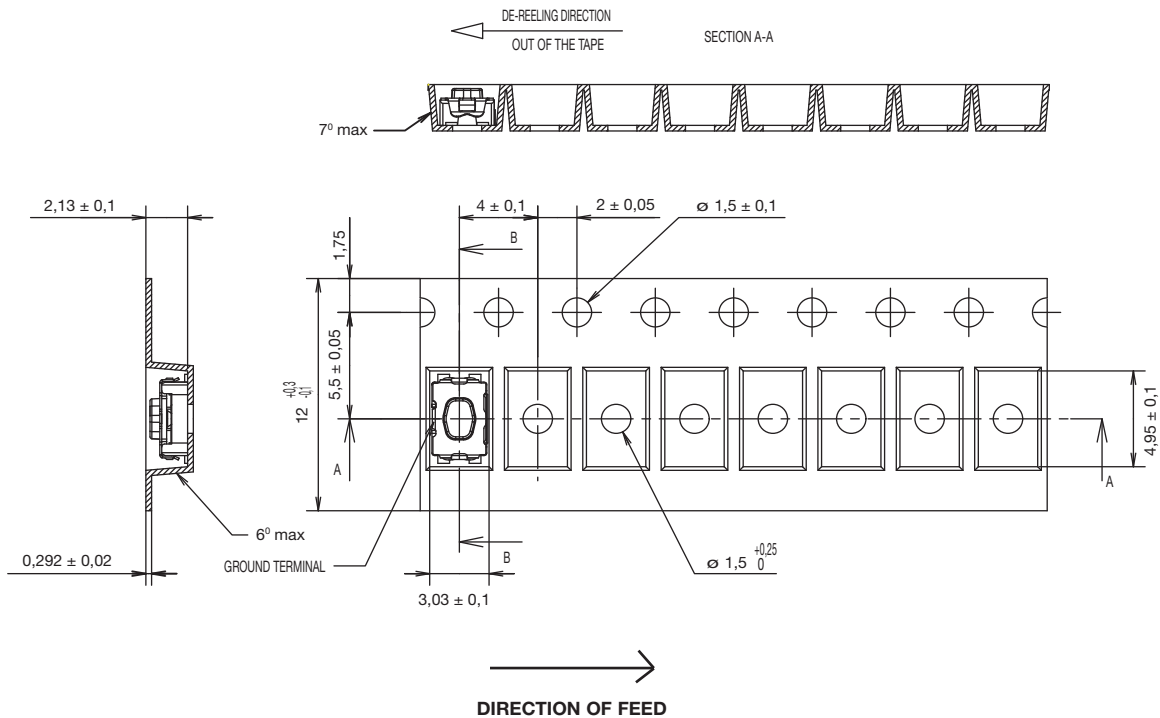


B

Tactile Switches



TAPE & REEL



First Angle
Projection

Dimensions are shown: mm
Specifications and dimensions subject to change

