


S7S

1" Display module and Headassemblies

 Alfa-Zeta Co. Ltd.
ul. Starorudzka 6a
93-418 Łódź, POLAND


 tel. +48 42 689 12 00
tel. +48 42 689 12 01
tel. +48 42 689 12 02
fax: +48 42 689 12 03

 info@alfazeta.pl
http://www.alfazeta.pl

For small numeric displays these modules offer the optimum in visibility, reliability, and economy. Consisting of 7 electromagnetic operated light reflecting segments, the module can display the digits 0-9, plus a limited selection of alpha characters. The character height is 1 in. (26mm). These modules are manufactured on original FP Electronics equipment purchased by Alfa—Zeta and according to FP specifications.

Typical applications include

- Gas/Petrol Pump Readouts.
- Price display PWB (pictured at right)
- Portable Measuring Equipment displays
- Weigh Scales
- Toll Booths



OPERATING CHARACTERISTICS

Each segment contains a permanent magnet which interacts with an electro-magnet. A current pulse activates a reversal of the magnetic field induced in the electromagnet which determines whether the segment is exposed (set) or retracted (reset).

The segments are molded from a white UV resistant material to ensure high visual impact over a wide ambient light range, including direct sunlight. The background color is matte black.


BENEFITS and FEATURES

VISIBILITY –

The light reflecting segments provide excellent visibility over a wide range of ambient light conditions, and are readable up to 50 ft (15.2 m) away. Visibility increases with an increase in the ambient light level.

RELIABILITY –

There are no lamps to burn out and no mechanical linkages to wear out. The segments are rated for over 250 million operations. The modules are highly resistant to shock and vibration and are particularly suited to mobile applications with wide temperature extremes. Millions of these units have been in operation worldwide for over 20 years. No other display technology can match this performance and reliability.



ECONOMY –

Power is only required to change the data displayed. Magnetic memory retains the display indefinitely without power being applied.

Specifications

Environmental

Temperature:
(see application notes)
Operating; -40 to 75 °C
Storage; -45 to 85 °C
Relative Humidity:
5 to 95% non-condensing

Coil

Resistance: 45Ω ±10% @ 20°C
Temp. Coefficient: 0.195°C/mW (free air)
Temperature MAX: 95°C
Current Pulse Amplitude MAX: *335mA
(set current limit of driver circuit)
*Implies minimum coil voltage of 16 Vdc.

Current pulse data

Voltage across coil	Pulse width
*19 Vdc	1 msec

*See note 1 below.
Segment mechanical turning time is within 15 msec maximum.

Note 1:

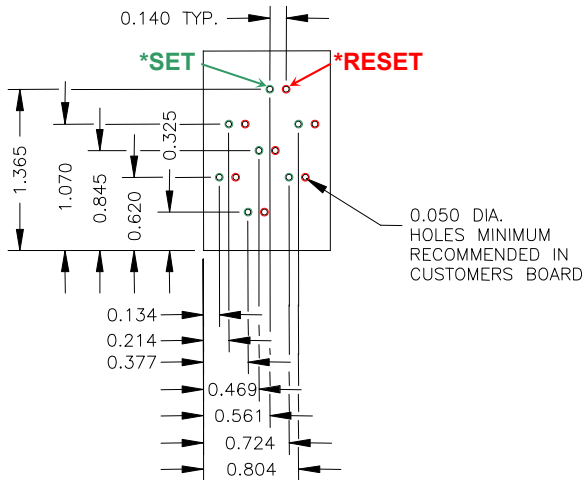
At these coil drive parameters, the duty cycle for driving the same segment must be less than 5% (on/off time) therefore allow at least 900 msec before driving the same segment again. This will ensure that the segment coil will not accumulate heat.

Note 2:

Set current direction drives the segment to be shown, reset current direction is reversed to drive the segment to be hidden.

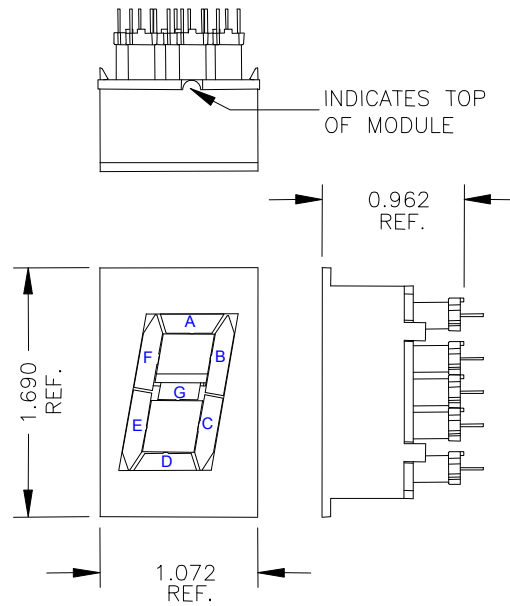
PWB connection pinout

*This view of the SET and RESET pins "footprint" is looking through the front of the module at the PWB component side hole pattern.



+SET to -RESET current direction through the coil will cause the segment to be displayed. **+RESET to -SET** current in the opposite direction through the coil will cause the segment to be hidden.

Outline and Mounting



All dimension in in.

Application notes:

1. The module must be protected from the temperature extremes created by sunloading on the display enclosure.
2. A UV screening material should be included in the design of the enclosure window.
3. Life test (at 14 operations per minute) is currently over 94 million operations without any failure.
4. During cleaning of the printed wiring board the head assembly should be separated from the base assembly, as the head assembly does not require cleaning. The use of fluorinated solvents will invalidate the warranty.

The above specifications are current at the time of publication although they are subject to change without notice. Please consult the Sales office for update information.