

REV.	Description	REV.	Description
01	-Update Drawing. Change O/P cable hole side & Fan Guard of case -Change Housing part number of P14, P15,16&17. From Molex 39-01-2060 To Molex 45559-0002. -Change terminal for P2. From Molex 39-00-0039 To Molex 44476-1111. REV:01 WAS 00. Sittiprapat Aug.01'07		
02	-Update Drawing. Change P11,P12 From SATA Conector to 4 Pin hard drive connector. Delete SATA Connector P11, P12 / P18, P19, P20, P21. -Add Delta model name label on power supply. REV:02 WAS 01. Sittiprapat Oct.08'07		

DELTA DOC CENTER



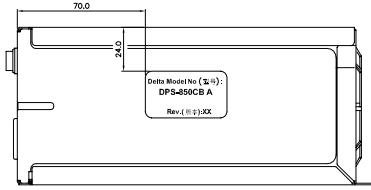
台達電子工業股份有限公司
DELTA ELECTRONICS, INC.

Description: PHYSICAL DIMENSIONS OF POWER SUPPLY

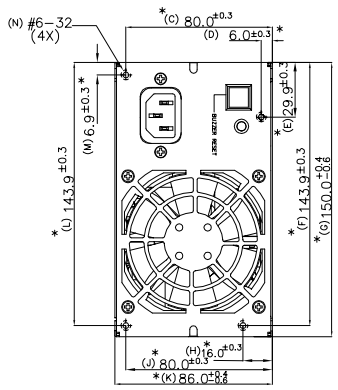
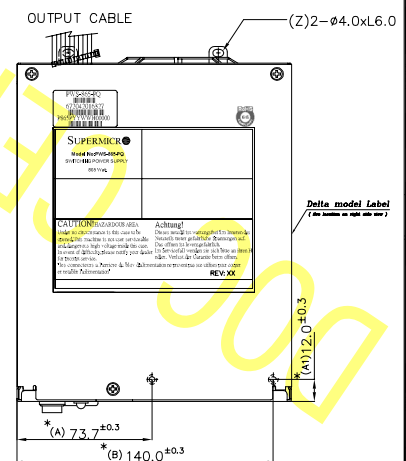
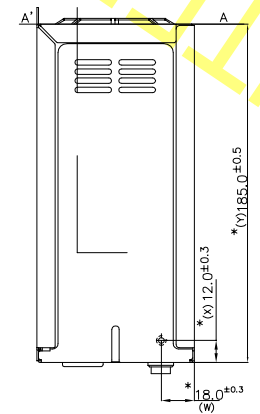
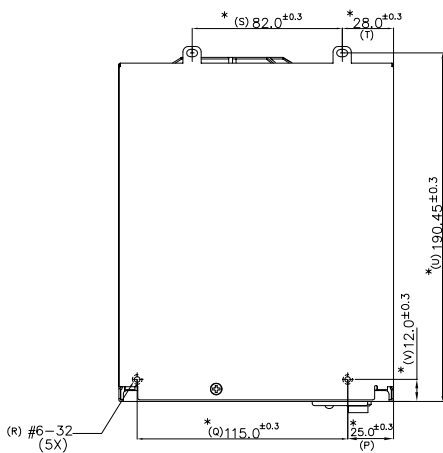
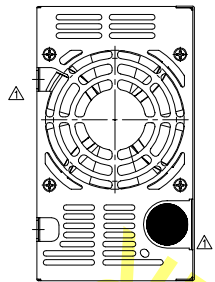
THESE DRAWINGS AND SPECIFICATIONS ARE THE PROPERTY OF DELTA ELECTRONICS, INC. AND SHALL NOT BE REPRODUCED OR USED AS THE BASIS FOR THE MANUFACTURE OR SELL OF APPARATUSES OR DEVICES WITHOUT PERMISSION.

Part No.	PD-850CB A	REV.	
USED ON	DPS-850CB A		02
SHEET	2 OF 2		

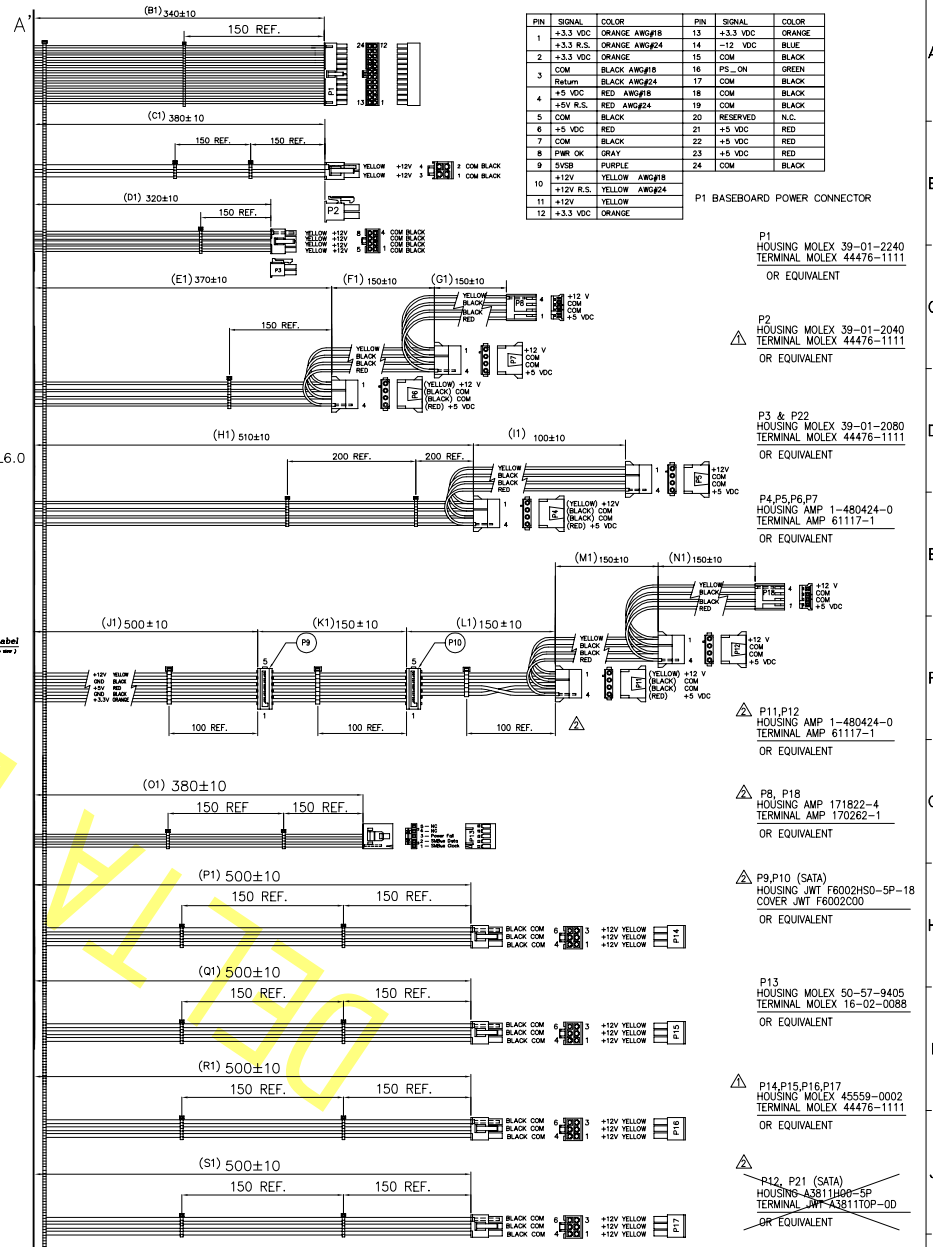
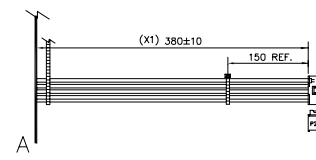
Right Side View.



Delta Model Label location.



NOTE: 1. "*" IS CRITICAL DIM. WHICH MUST BE INSPECTED BY PRODUCTION LINE ON EACH SHIPMENT.



PIN	SIGNAL	COLOR	PIN	SIGNAL	COLOR
1	+3.3 VDC	ORANGE AWG#18	13	+3.3 VDC	ORANGE
2	+3.3 R.S.	ORANGE AWG#24	14	-12 VDC	BLUE
3	COM	BLACK AWG#18	15	COM	BLACK
4	+5 VDC	RED AWG#18	16	PS_ON	GREEN
5	+5 VDC	RED AWG#24	17	COM	BLACK
6	+5 VDC	RED AWG#18	18	COM	BLACK
7	+5 VDC	RED AWG#24	19	COM	BLACK
8	+5 VDC	RED	20	RESERVED	N.C.
9	+5 VDC	RED	21	+5 VDC	RED
10	+5 VDC	RED	22	+5 VDC	RED
11	+5 VDC	RED	23	+5 VDC	RED
12	+3.3 VDC	ORANGE	24	COM	BLACK

P1 BASEBOARD POWER CONNECTOR

P1 HOUSING MOLEX 39-01-2240 TERMINAL MOLEX 44476-1111 OR EQUIVALENT

P2 HOUSING MOLEX 39-01-2040 TERMINAL MOLEX 44476-1111 OR EQUIVALENT

P3 & P22 HOUSING MOLEX 39-01-2080 TERMINAL MOLEX 44476-1111 OR EQUIVALENT

P4,P5,P6,P7 HOUSING AMP 1-480424-0 TERMINAL AMP 61117-1 OR EQUIVALENT

P8,P9,P10 HOUSING AMP 1-480424-0 TERMINAL AMP 61117-1 OR EQUIVALENT

P11,P12 HOUSING AMP 1-480424-0 TERMINAL AMP 61117-1 OR EQUIVALENT

P8,P18 HOUSING AMP 171822-4 TERMINAL AMP 170262-1 OR EQUIVALENT

P9,P10 (SATA) HOUSING JMT F602HSD-5P-18 COVER JMT F602CDO OR EQUIVALENT

P13 HOUSING MOLEX 50-57-9405 TERMINAL MOLEX 16-02-0088 OR EQUIVALENT

P14,P15,P16,P17 HOUSING JMT F602HSD-5P-18 TERMINAL MOLEX 44476-1111 OR EQUIVALENT

P12,P21 (SATA) HOUSING JMT F602HSD-5P-18 TERMINAL AMP 43811TOP-0D OR EQUIVALENT

DELTA 台達電子工業股份有限公司 DELTA ELECTRONICS, INC.

Drawn: Sittipapat Design: Sittipapat Jul.20'07 Jul.20'07

THESE DRAWINGS AND SPECIFICATIONS ARE THE PROPERTY OF DELTA ELECTRONICS, INC. AND SHALL NOT BE REPRODUCED OR USED AS THE BASIS FOR THE MANUFACTURE OR SELL OF APPARATUS OR DEVICES WITHOUT PERMISSION.

DESCRIPTION: PHYSICAL DIMENSIONS OF POWER SUPPLY

DIMENSIONAL TOLERANCES ()	HOLDERS: ±0.05	ANGLES: ±0.5°
<30	±0.20	
>30-100	±0.25	
>100-300	±0.5	
ABOVE 300	±0.6	
UT-100	±0.2	
100-150	±0.25	
150-200	±0.3	
200-250	±0.35	
250-300	±0.4	
300-350	±0.45	
350-400	±0.5	
400-450	±0.55	
450-500	±0.6	

Part No. PD-850CB A REV. 02 SHEET 1 OF 2 ISSUE DATE: Jul.20'07