

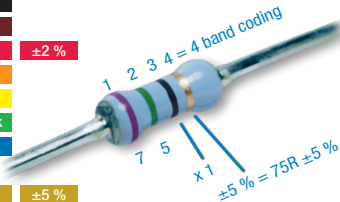


RESISTOR COLOR CARD

Vishay Draloric/Beyschlag/BCcomponents

MELF and Leaded Resistor Products – E24 Series

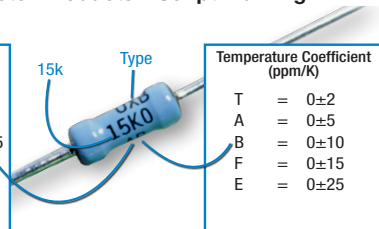
Band 1 Coding	Band 2 Coding	Band 3 Coding	Band 4 Coding
	0	x1	
1	1	x10	±2 %
2	2	x100	
3	3	x1k	
4	4	x10k	
5	5	x100k	
6	6	x1M	
7	7		
8	8	:10	±5 %
9	9	:100	±10 %



According to IEC 60062

Leaded Resistor Products – Script Marking

	Tolerance (%)
T	= ±0.01
H	= ±0.02
Z	= ±0.025
A	= ±0.05
B	= ±0.1
C	= ±0.25




MELF and Leaded Resistor Products – E96 Series and E192 Series

Band 1 Coding	Band 2 Coding	Band 3 Coding	Band 4 Coding	Band 5 Coding	TC dots near Band 4 or 6
	0	0	x1	±10 %	
1	1	1	x10	±5 %	TC 100 ¹
2	2	2	x100	±1 %	TC 50 ¹
3	3	3	x1k	±2 %	TC 15
4	4	4	x10k	±0.05 %	TC 25
5	5	5	x100k	±0.02 %	
6	6	6	x1M	±0.5 %	TC 10
7	7	7		±0.25 %	TC 05
8	8	8	:10	±0.1 %	
9	9	9	:100	±0.01 %	

According to IEC 60062

¹ TC 100 and 50 without dot coding



near Band 1 established reliability

- for $\lambda < 10^{-5}/h$
- for $\lambda < 10^{-6}/h$
- for $\lambda < 10^{-7}/h$
- for $\lambda < 10^{-8}/h$
- HF-version (leaded)

near Band 2 Carbon Film

near Band 3
 ●●● HF-version (MELF)
 ●●● HV-version (MELF)



Standard Resistance Values

E24	E96	E192	E24	E96	E192	E24	E96	E192	E24	E96	E192	E24	E96	E192	E24	E96	E192	E24	E96	E192	E24	E96	E192	E24	E96	E192	
100	100	100	130	130	130		169	169	220	221	221		287	287		374	374		487	487		634	634		825	825	
		101			132			172			223			291			379			493			642			835	
	102	102		133	133		174	174		226	226		294	294		383	383		499	499		649	649		845	845	
		104			135			176			229			298			388			505			657			856	
	105	105		137	137		178	178		232	232	300	301	301		390	392	392	510	511	511		665	665		866	866
		106			138	180		180			234			305			397			517			673			876	
	107	107		140	140		182	182		237	237		309	309		402	402		523	523		680	681	681		887	887
		109			142			184	240		240			312			407			530			690			898	
110	110	110		143	143		187	187		243	243		316	316		412	412		536	536		698	698	910	909	909	
		111			145			189			246			320			417			542			706			920	
	113	113		147	147		191	191		249	249		324	324		422	422		549	549		715	715		931	931	
		114			149			193			252			328			427			556			723			942	
	115	115	150	150	150		196	196		255	255	330	332	332		430	432	432	560	562	562		732	732		953	953
		117			152			198			258			336			437			569			741			965	
	118	118		154	154	200	200	200		261	261		340	340		442	442		576	576	750	750	750		976	976	
120		120			156			203			264			344			448			583			759			988	
	121	121		158	158		205	205		267	267		348	348		453	453		590	590		768	768				
		123	160		160			208	270		271			352			459			597			777				
	124	124		162	162		210	210		274	274		357	357		464	464		604	604		787	787				
		126			164			213			277	360		361	470		470			612			796				
	127	127		165	165		215	215		280	280		365	365		475	475	620	619	619		806	806				
		129			167			218			284			370			481			626	820		816				

E24 includes the E12 Series marked in blue

E96 includes the E48 Series marked in blue



Standard Resistance Values

Flat Chip Resistor Products 3-Digit Coding (E24 Series)



$36 \times 100 = 3k6$

Code	Multiply value by
1	10
2	100
3	1 000
4	10 000
5	100 000
6	1 000 000
7	10 000 000
8	100 000 000



For values below 100 Ω , "R" is used as the decimal point, e.g. 7R5 = 7.5 Ω

Flat Chip Resistor Products 4-Digit Coding (E96 and E24 Series)



$475 \times 10 = 4k75$

Code	Multiply value by
1	10
2	100
3	1 000
4	10 000
5	100 000



For values below 1000 Ω , "R" is used as the decimal point, e.g. 8R25 = 8.25 Ω



VISHAY INTERTECHNOLOGY, INC.

RESISTOR COLOR CARD

Vishay Draloric/Beyschlag/BCcomponents

World Headquarters

63 Lancaster Avenue, Malvern, PA, 19355-2143
United States

© Copyright 2015 by Vishay Intertechnology, Inc.
Registered Trademarks of Vishay Intertechnology, Inc.
All rights reserved. Printed in the United States.
Specifications subject to change without notice.

www.vishay.com



VMN-MS6212-1501