




Expertise Applied | Answers Delivered



ESD
PROTECTION
DESIGN GUIDE



A Guide for Protecting
Electronic Circuits and Interfaces
From Electrostatic Discharge (ESD)
Using TVS Diode Arrays

This guide was developed to help electronics designers navigate selection of appropriate TVS Diode Array circuit protection components for equipment interfaces such as USB, HDMI, Ethernet, and keypad. This document includes consideration factors, example circuits, applicable standards, and recommended components.

Table of Contents

Introduction:	3
TVS Diode Array (SPA™) Series Descriptions	4
General Purpose ESD Protection	4
Low Capacitance ESD Protection	7
Lightning Surge Protection	9
EMI Filter Arrays with ESD Protection	11
TVS Diode Array Ordering Guide	12
Application Specific Device Selection	14
USB1.1	14
USB2.0	15
USB3.0 (Two Device Solution)	16
USB3.0 (Fully Integrated Solution)	17
HDMI	18
HDMI (includes protection for Ethernet and 5V power)	19
Display Port	20
DVI	21
10/100/1000 Ethernet, Intra-building Lightning Immunity (GR-1089)	22
10/100/1000 Ethernet, Inter-building Lightning Immunity (GR-1089)	23
10/100/1000 Ethernet, Tertiary Only Lightning Immunity (General)	24
10/100/1000 Ethernet (ESD only)	25
eSATA	26
1394a/b	27
LVDS (Low Voltage Differential Signaling)	28
Audio (Speaker/Microphone)	29
Analog Video	30
Keypad/Push Buttons	31
SIM Socket	32
RS-232	33
RS-485	34
CAN Bus	35
LCD and Camera Interfaces (Mobile)	36
Appendix A	37
SPA Package Outlines	37

Introduction:

Designers of today’s electronic devices have demanded more functionality with greater flexibility and higher levels of user interaction. These circumstances have helped in driving the development of nanometer chipsets along with a multitude of user interfaces or ports. The confluence of these two has made electronic devices more susceptible to ESD and required the need for a more robust solution.

ESD Standards:

MIL-STD-883, Method 3015

Historically, analog and digital designers have been required to have ESD protection “on-chip” to protect the IC during manufacturing. The most commonly used ESD standard in the manufacturing environment is the MIL-STD-883, Method 3015 and it’s also referred to as the Human Body Model (HBM). This model discharges a 100pF capacitor through a 1500Ω resistor into the device under test. The table below points out the four test levels as defined in the standard.

HBM Level	Contact Discharge (kV)	Peak Current (A)
1	±0.5	0.33
2	±1	0.67
3	±2	1.33
4	±4	2.67

The maximum level required for a typical IC had been ±2kV up until 2007, but today that level has been drastically reduced to ±0.5kV. Obviously, this has helped chip designers save valuable silicon area for more functionality, but in turn, it has made the IC much more susceptible to damage from ESD.

IEC61000-4-2

Conversely, equipment manufacturers have traditionally used an ESD standard defined by the IEC (International Electrotechnical Commission) for system or application level testing. This model uses a 150pF capacitor which is discharged through a 330Ω resistor. The table below displays the four test levels as defined in the standard.

IEC Level	Contact Discharge (kV)	Peak Current (A)
1	±2	7.5
2	±4	15
3	±6	22.5
4	±8	30

Most all manufacturers require that their equipment pass Level 4, or ±8kV, as a minimum, however, some are looking for increased reliability and require that their devices pass a much higher level like ±15kV or ±30kV.

Conclusions:

The system level ESD test defined by the IEC produces a substantial increase in peak current compared to the military standard. If an IC is rated for 0.5kV per the MIL-STD and the equipment manufacturer tests this same IC at 8kV per the IEC specification, the chip will see nearly a 100 fold increase in peak current (i.e. 0.33A vs. 30A)!

Ultimately, hardware or board designers must add supplementary ESD devices to protect these sensitive chipsets from the high level ESD threats seen in the field.

Solutions:

Littelfuse TVS Diode Arrays (SPA™ Family) are an ideal choice for suppressing ESD as their speed and clamping levels are essential to protect today’s integrated circuits unlike the previous MLV, MOV, and polymer technologies. The SPATM portfolio offers a wide range of devices to suit the majority of application needs available in the market today, and this guide will steer the designer toward the appropriate ESD device for the particular application they’re trying to protect.

Some of the applications discussed in this guide are:

- USB1.1/2.0/3.0
- HDMI
- DisplayPort
- DVI
- 10/100/1000 Ethernet
- Esata
- 1394a/b
- LVDS
- Analog Video
- SIM Sockets
- RS-232
- RS-485
- CAN Bus
- Audio (Speaker/Microphone)
- Keypad/Push button
- LCD/Camera display interfaces

Many of these applications can be found in electronic devices such as:

- PC’s
- Portable Medical Devices
- Set Top Boxes
- LCD/PDP TV’s
- Portable Navigation Devices
- Keyboards/Mouse
- Mobile Handsets
- MP3/PMP’s
- PDA’s
- Digital Cameras
- SIM/SD Cards
- External Storage
- Switches/Routers
- Smart Phone




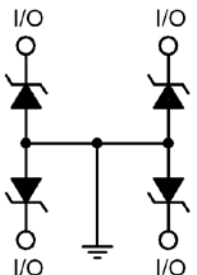
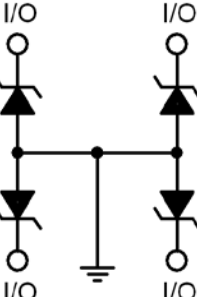
TVS Diode Array (SPA™) Series Descriptions

General Purpose ESD Protection

Series	Schematic (Example)	ESD Level (Contact)	I/O Cap $V_R = 0V$ (@ Bias)	V_{RWM}	Lightning ($t_P=8/20\mu s$)	Number of Channels	Package Options
SP05		±30kV	50pF (30pF @ 2.5V)	5.5V	N/A	2	SOT23-3 SC70-3
						3	SOT143
						4	SOT23-5 SC70-5
						5	SOT23-6 SC70-6
						6	MSOP-8
SP1001		±15kV	12pF (8pF @ 2.5V)	5.5V	2A	2	SC70-3 SOT553
						4	SC70-5 SOT553
						5	SC70-6 SOT563
SP1002		±8kV	6pF (5pF @ 2.5V)	6V	2A	1	SC70-3
						2	SC70-5
SP1003		±30kV	30pF (17pF @ 2.5V)	5V	7A	1	SOD723 SOD882
SP1004		±8kV	6pF (5pF @ 1.5V)	6V	2A	4	SOT953

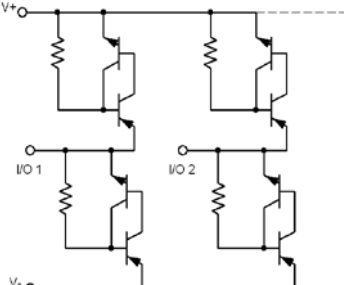
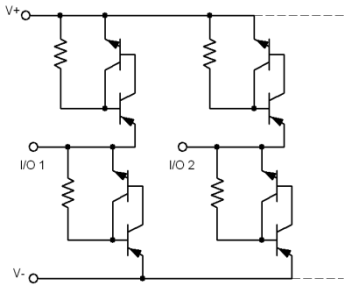
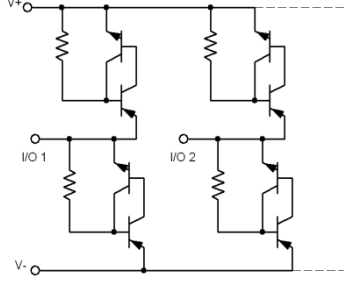
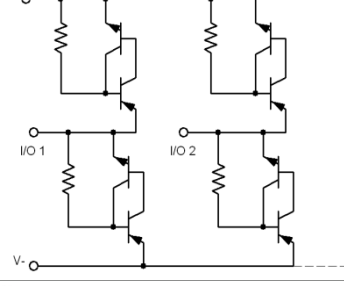
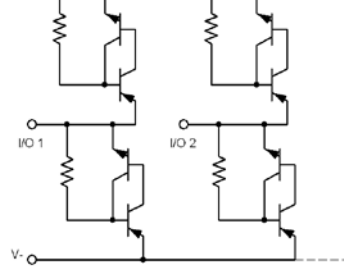
TVS Diode Arrays (SPA™) Series Descriptions

General Purpose ESD Protection (*continued*)

Series	Schematic (Example)	ESD Level (Contact)	I/O Cap $V_R = 0V$ (@ Bias)	V_{RWM}	Lightning ($t_r = 8/20\mu s$)	Number of Channels	Package Options
SP1005		±30kV	30pF (23pF @ 2.5V)	6V	10A	1	0201 Flipchip
SP1006		±30kV	25pF (15pF @ 2.5V)	6V	5A	1	0201 μ DFN-2 0.6x0.3mm
SP1007		±8kV	5pF (3.5pF @ 5V)	6V	2A	1	0201 Flipchip
SP1010		±8kV	6pF (3.5pF @ 2.5V)	6V	1A	4	μ DFN-6 1.25x1.0mm
SP1011		±15kV	12pF (7pF @ 2.5V)	6V	2A	4	μ DFN-6 1.25x1.0mm

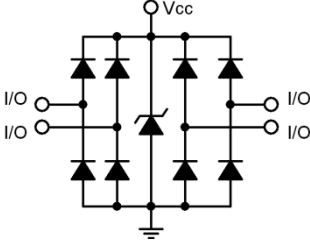
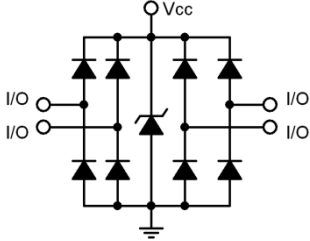
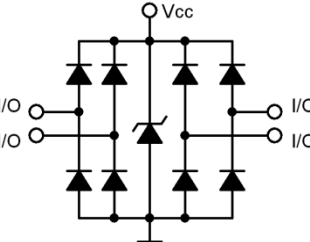
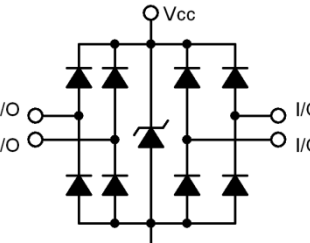
TVS Diode Arrays (SPA™) Series Descriptions

General Purpose ESD Protection (*continued*)

Series	Schematic (Example)	ESD Level (Contact)	I/O Cap	V _{RWM}	Lightning (t _p =8/20μs)	Number of Channels	Package Options
SP720		±4kV	3pF	30V or (±15V)	3A	14	SOIC-16 PDIP-16
SP721		±4kV	3pF	30V or (±15V)	3A	6	SOIC-8 PDIP-8
SP723		±8kV	5pF	30V or (±15V)	7A	6	SOIC-8 PDIP-8
SP724		±8kV	3pF	20V or (±10V)	3A	4	SOT23-6
SP725		±8kV	5pF	30V or (±15V)	14A	4	SOIC-8

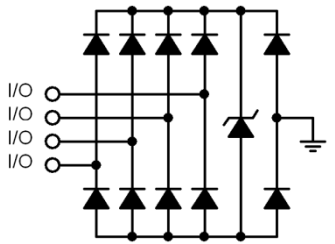
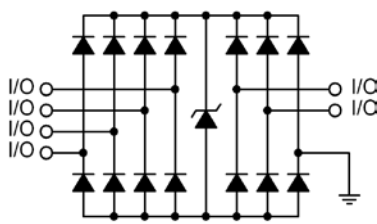
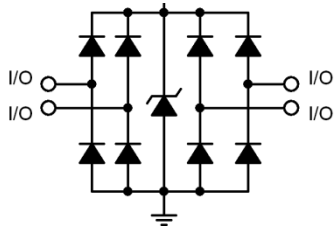


TVS Diode Arrays (SPA™) Series Descriptions

Low Capacitance ESD Protection

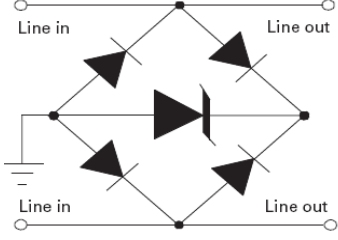
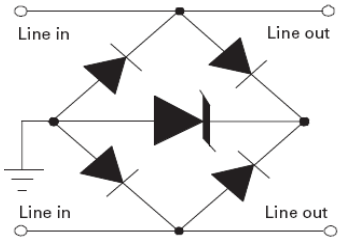
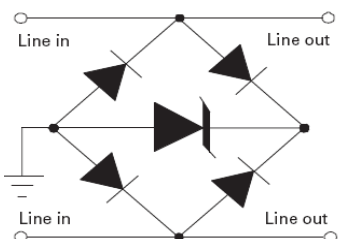
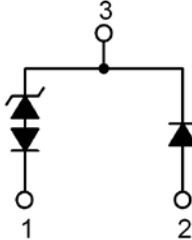
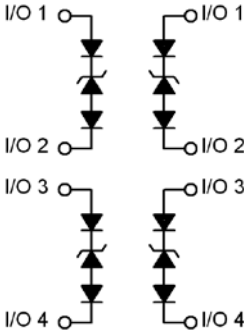
Series	Schematic (Example)	ESD Level (Contact)	I/O Cap $V_R = 1.65V$	V_{RWM}	Lightning ($t_p = 8/20\mu s$)	Number of Channels	Package Options
SP3001		±8kV	0.65pF	6V	2.5A	4	SC70-6
SP3002		±12kV	0.85pF	6V	4.5A	4	SC70-6 SOT23-6 μDFN-6 1.6x1.6mm
SP3003		±8kV	0.65pF	6V	2.5A	2	SC70-5 SOT553
						4	SC70-6 SOT563 MSOP-10
						8	MSOP-10
SP3004		±12kV	0.85pF	6V	4A	4	SOT563

TVS Diode Arrays (SPA™) Series Descriptions

Low Capacitance ESD Protection (*continued*)

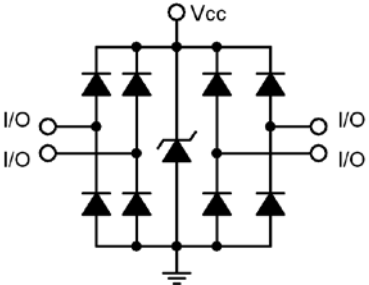
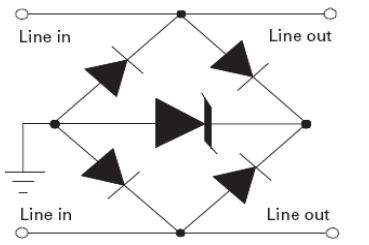
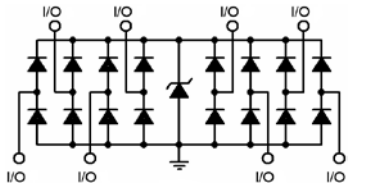
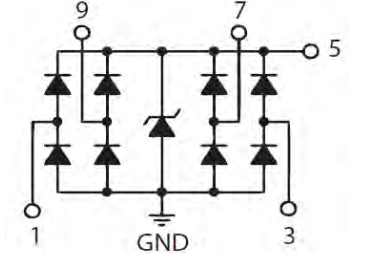
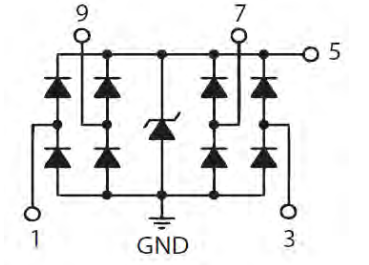
Series	Schematic (Example)	ESD Level (Contact)	I/O Cap $V_R = 0V$	V_{RWM}	Lightning ($t_p=8/20\mu s$)	Number of Channels	Package Options
SP3010		±8kV	0.45pF	6V	3A	4	μDFN-10 2.5x1.0mm
SP3011		±8kV	0.40pF	6V	3A	6	μDFN-14 3.5x1.35mm
SP3012		±12kV	0.50pF	5V	4A	4	μDFN-10 2.5x1.0mm
SP3021 (2012 release)		±8kV	0.50pF	5V	1A	1	SOD882
SP3031 (2012 release)		±10kV	0.80pF	5V	5A	1	SOD882

TVS Diode Arrays (SPA™) Series Descriptions
Lightning Surge Protection

Series	Schematic (Example)	ESD Level (Contact)	I/O Cap $V_R = 0V$	V_{RWM}	Lightning ($t_r=8/20\mu s$)	Number of Channels	Package Options
SP03-3.3		±30kV	16pF (8pF I/O to I/O)	3.3V	150A	2	SOIC-8
SP03A-3.3		±30kV	9pF (4.5pF I/O to I/O)	3.3V	150A	2	SOIC-8
SP03-6		±30kV	16pF (8pF I/O to I/O)	6V	150A	2	SOIC-8
SPLV2.8		±30kV	2pF	2.8V	40A	1	SOT23-3
SPLV2.8-4		±30kV	2pF	2.8V	40A	4	SOIC-8

TVS Diode Arrays (SPA™) Series Descriptions

Lightning Surge Protection (*continued*)

Series	Schematic (Example)	ESD Level (Contact)	I/O Cap $V_R = 0V$	V_{RWM}	Lightning ($t_F = 8/20\mu s$)	Number of Channels	Package Options
SP3050		$\pm 20kV$	2.4pF	6V	10A	4	SOT23-6
SP4040		$\pm 30kV$	5pF (2.5pF I/O to I/O)	3.3V	75A	2	SOIC-8
SP4060		$\pm 30kV$	4.4pF	2.5V	20A	8	MSOP-10
SP4061		$\pm 30kV$	3.5pF	2.5V	20A	4	μ DFN-10 2.6x2.6mm
SP4062		$\pm 30kV$	3.5pF	3.3V	20A	4	μ DFN-10 2.6x2.6mm

TVS Diode Arrays (SPA™) Series Descriptions

EMI Filter Arrays with ESD Protection

Series	Schematic (Example)	ESD Level (Contact)	Line Cap ($V_R=2.5V$)	V_{RWM}	Attenuation	Number of Channels	Package Options
SP6001		±30kV	24pF ($C_{DIODE}=12pF$)	6V	≥ -30dB @ 1GHz	4	μDFN-8 1.7x1.35mm
						6	μDFN-12 2.5x1.35mm
						8	μDFN-16 3.3x1.35mm
SP6002		±30kV	30pF ($C_{DIODE}=15pF$)	6V	≥ -30dB @ 1GHz	4	μDFN-8 1.7x1.35mm
						6	μDFN-12 2.5x1.35mm
SP6003 (not yet released)		±15kV	14pF ($C_{DIODE}=7pF$)	6V	≥ -20dB @ 1GHz	4	μDFN-8 1.7x1.35mm
						6	μDFN-12 2.5x1.35mm

TVS Diode Array Ordering Guide

Series	Number of Channels	Package	Orderable Part Number
SP05	2	SOT23-3	SP0502BAHTG
		SC70-3	SP0502BAJTG
	3	SOT143	SP0503BAHTG
		4	SOT23-5
	5		SC70-5
		6	SOT23-6
	SC70-6		SP0505BAJTG
SP1001	2	SC70-3	SP1001-02JTG
		SOT553	SP1001-02XTG
	4	SC70-5	SP1001-04JTG
		SOT553	SP1001-04XTG
	5	SC70-6	SP1001-05JTG
		SOT56	SP1001-05XTG
SP1002	1	SC70-3	SP1002-01JTG
	2	SC70-5	SP1002-02JTG
SP1003	1	SOD723	SP1003-01DTG
		SOD882	SP1003-01ETG
SP1004	4	SOT953	SP1004-04VTG
SP1005	1	0201 Flipchip	SP1005-01WTG
SP1006	1	0201 (μ DFN-2,0.6x0.3mm)	SP1006-01UTG
SP1007	1	0201 Flipchip	SP1007-01WTG
SP1010	4	μ DFN-6 (1.25x1.0mm)	SP1010-04UTG
SP1011	4	μ DFN-6 (1.25x1.0mm)	SP1011-04UTG
SP3001	4	SC70-6	SP3001-04JTG
SP3002	4	SOT23-6	SP3002-04HTG
		SC70-6	SP3002-04JTG
		μ DFN-6 (1.6x1.6mm)	SP3002-04UTG
SP3003	2	SC70-5	SP3003-02JTG
		SOT553	SP3003-02XTG
	4	SC70-6	SP3003-04JTG
		SOT563	SP3003-04XTG
		MSOP-10	SP3003-04ATG
		MSOP-10	SP3003-08ATG
SP3004	4	SOT563	SP3004-04XTG

TVS Diode Array Ordering Guide (continued)

Series	Number of Channels	Package	Orderable Part Number
SP3010	4	μDFN-10 (2.5x1.0mm)	SP3010-04UTG
SP3011	6	μDFN-14 (3.5x1.35mm)	SP3011-06UTG
SP3012	4	μDFN-10 (2.5x1.0mm)	SP3012-04UTG
SP3021	1	SOD882	SP3021-01ETG
SP3031	1	SOD882	SP3031-01ETG
SP3050	4	SOT23-6	SP3050-04HTG
SP4040	2	SOIC-8	SP4040-02BTG
SP4060	8	MSOP-10	SP4060-08ATG
SP4061	4	μDFN-10 (2.6x2.6mm)	SP4061-04UTG
SP4062	4	μDFN-10 (2.6x2.6mm)	SP4062-04UTG
SP03-3.3	2	SOIC-8	SP03-3.3BTG
SP03A-3.3	2	SOIC-8	SP03A-3.3BTG
SP03-6	2	SOIC-8	SP03-6BTG
SPLV2.8	1	SOT23-3	SPLV2.8HTG
SPLV2.8-4	4	SOIC-8	SPLV2.8-4BTG
SP6001	4	μDFN-8 (1.7x1.35mm)	SP6001-04UTG-1
	6	μDFN-12 (2.5x1.35mm)	SP6001-06UTG-1
	8	μDFN-16 (3.3x1.35mm)	SP6001-08UTG-1
SP6002	4	μDFN-8 (1.7x1.35mm)	SP6002-04UTG-1
	6	μDFN-12 (2.5x1.35mm)	SP6002-06UTG-1
SP6003 (not released)	4	μDFN-8 (1.7x1.35mm)	SP6003-04UTG-1
	6	μDFN-12 (2.5x1.35mm)	SP6003-06UTG-1
SP720	14	PDIP-16	SP720APP
	14	SOIC-16	SP720AB*G
SP721	6	PDIP-8	SP721APP
	6	SOIC-8	SP721AB*G
SP723	6	PDIP-8	SP723APP
	6	SOIC-8	SP723AB*G
SP724	4	SOT23-6	SP724AHTG
SP725	4	SOIC-8	SP725AB*G

*Add "T" for Tape and Reel, otherwise parts are packed in tubes

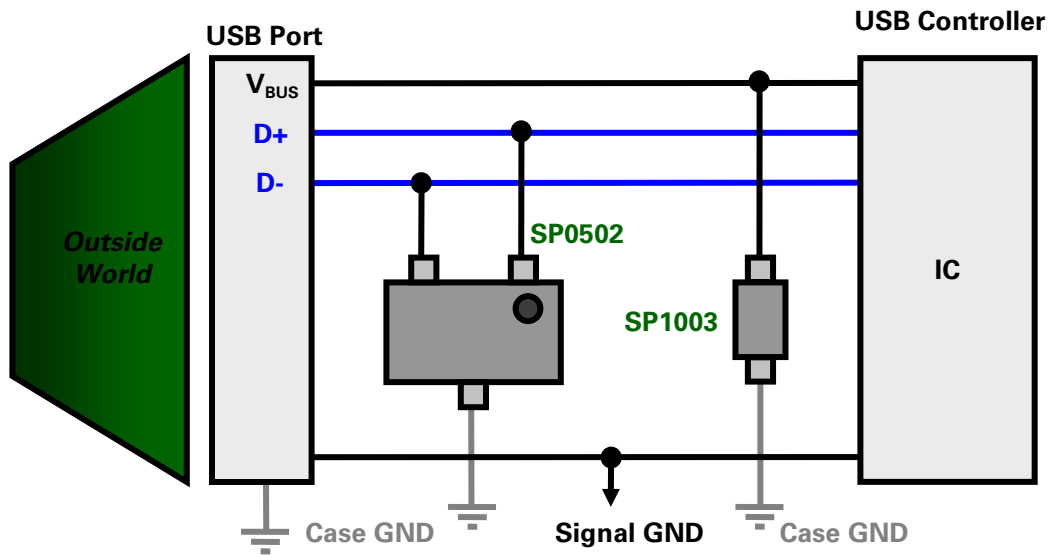
Application Specific Device Selection

USB1.1

Considerations:

- Each port operates at either 1.5Mbps or 12Mbps (low and full speed respectively)
 - Parasitic capacitance should be taken into account although these relatively slow speeds can tolerate tens of picofarads
- Requires 2 channels of data line protection per port (i.e. D±)
 - A 4 channel device can be useful if protecting a USB stack of 2 ports to make the ESD footprint as small as possible
 - V_{BUS} can be protected separately with a single channel device in an 0402 or 0201 form factor (0402 shown)

Application Schematic:



Recommended SPA Devices:

Ordering Number	ESD Level (Contact)	I/O Capacitance @ V _R =2.5V	# of Channels	V _{RWM}	Packaging
SP0502BAJTG	±30kV	30pF	2	5.5V	SC70-3
SP1001-02XTG	±15kV	8pF	2	5.5V	SOT553
SP1003-01ETG	±30kV	17pF	1	5.0V	0402 (SOD882)
SP1003-01DTG	±30kV	17pF	1	5.0V	0402 (SOD723)
SP1006-01UTG	±30kV	15pF	1	5.0V	0201 (μDFN-2)

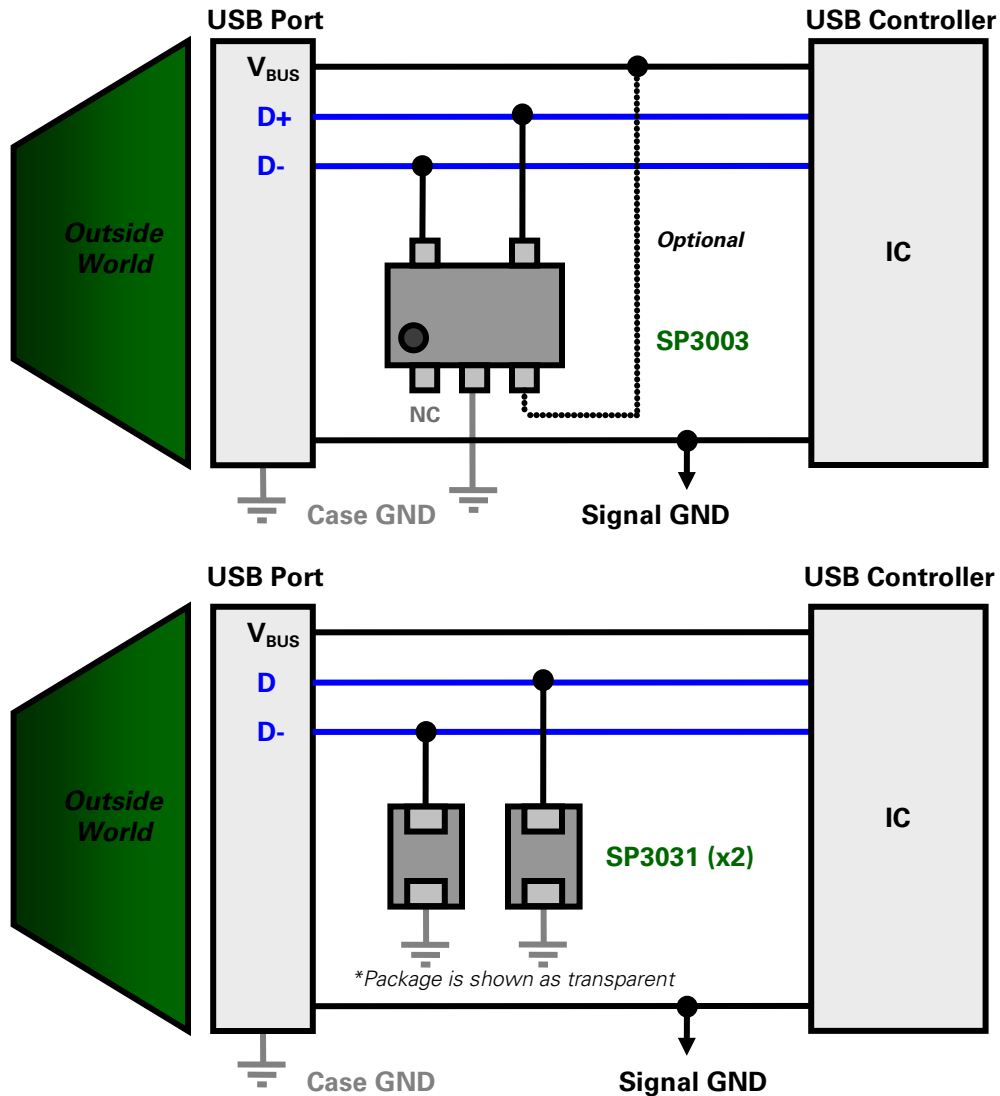
Application Specific Device Selection

USB2.0

Considerations:

- Each port can operate up to 480Mbps
 - The high data rate requires a low capacitance device to preserve signal integrity
- Requires 2 channels of data line protection per port (i.e. D±) which can be done via array or discretely
 - A 4 channel device such as the SP3002-04 can be useful if protecting a USB stack of 2 ports to make the ESD footprint as small as possible
 - V_{BUS} can be protected by connecting it to the V_{CC} pin on the diode array or by using a separate single channel device like the SP1003

Application Schematic:



Recommended SPA Devices:

Ordering Number	ESD Level (Contact)	I/O Capacitance @ V _R =1.65V	# of Channels	V _{RWM}	Packaging
SP3003-02XTG	±8kV	0.65pF	2	6V	SOT553
SP3003-02JTG	±8kV	0.65pF	2	6V	SC70-5
SP3031-01ETG (2012 release)	±10kV	0.80pF	1	5V	SOD882

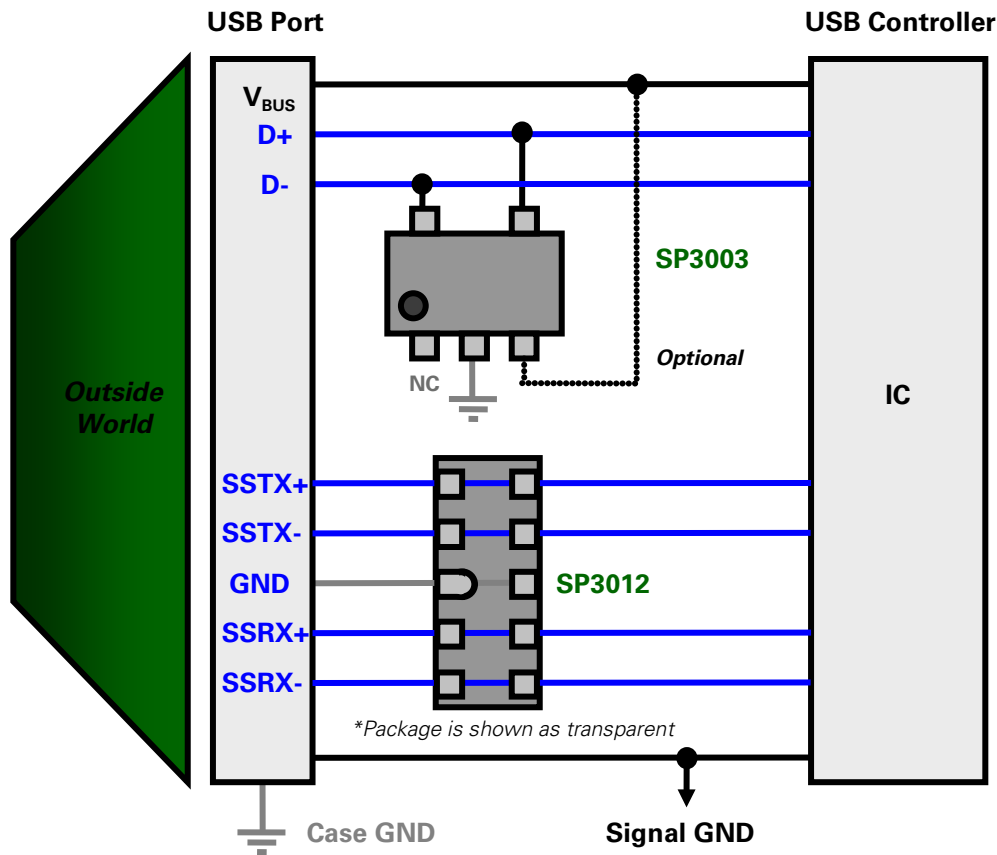
Application Specific Device Selection

USB3.0 (Two Device Solution)

Considerations:

- Each port depending upon what it's connected to can operate:
 - Up to 5Gbps over the new super-speed data pairs, SSTX± and SSRX±
 - Up to 480Mbps on the legacy data pair, D±
- Requires 4 channels of ultra-low capacitance protection for the super-speed data pair (i.e. SSTX± and SSRX±)
- Requires 2 channels of protection for the legacy D± data pair
 - V_{BUS} can be protected by connecting it to the V_{CC} pin on the SPA or by using a separate single channel device

Application Schematic:



Recommended SPA Devices:

Ordering Number	ESD Level (Contact)	I/O Capacitance @ $V_R=1.65V$	# of Channels	V_{RWM}	Packaging
SP3003-02XTG	±8kV	0.65pF	2	6V	SOT553
SP3012-04UTG	±12kV	0.50pF	4	5V	μDFN-10 (2.5x1.0mm)

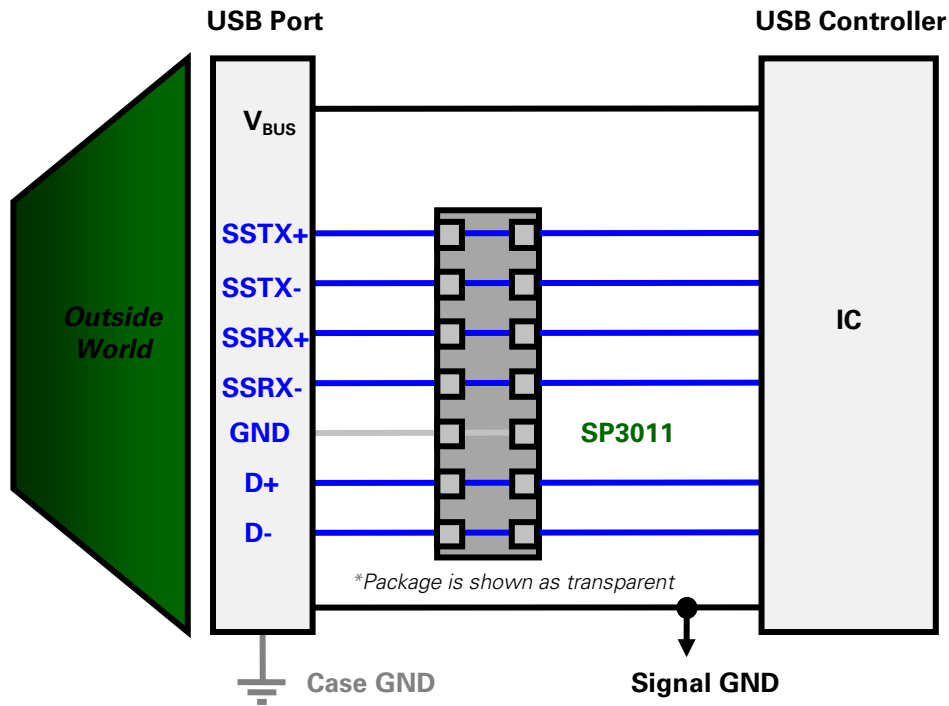
Application Specific Device Selection

USB3.0 (Fully Integrated Solution)

Considerations:

- Each port depending upon what it's connected to can operate:
 - Up to 5Gbps over the new super-speed data pairs, SSTX± and SSRX±
 - Up to 480Mbps on the legacy data pair, D±
- Requires 4 channels of ultra-low capacitance protection for the super-speed data pair (i.e. SSTX± and SSRX±) and 2 channels of protection for the legacy D± data pair. The SP3011 shown below integrates all 6 channels of protection into a small form factor μ DFN-14 package.

Application Schematic:



Recommended SPA Devices:

Ordering Number	ESD Level (Contact)	I/O Capacitance @ $V_R=0V$	# of Channels	V_{RWM}	Packaging
SP3011-06UTG	$\pm 8kV$	0.40pF	6	6V	μ DFN-14 (3.5x1.35mm)

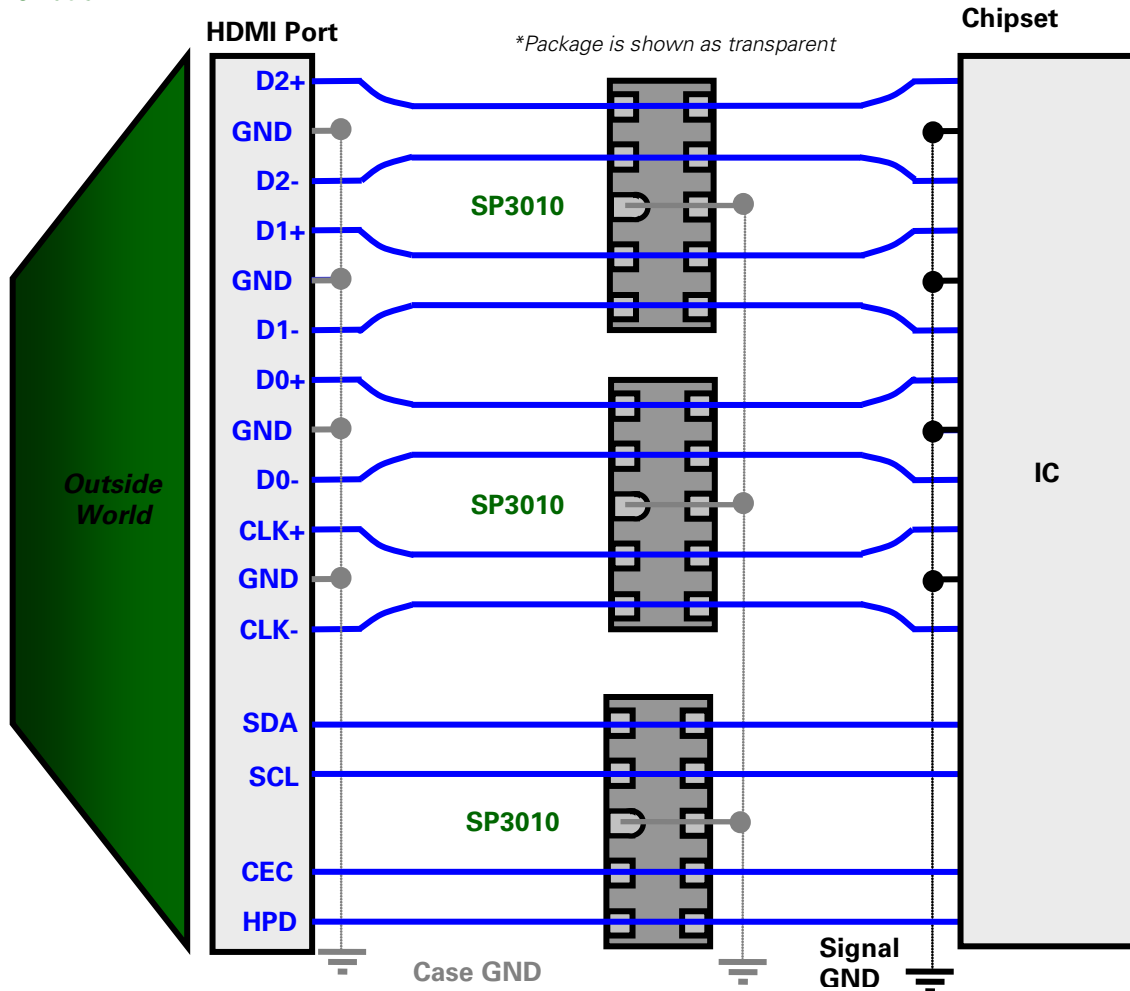
Application Specific Device Selection

HDMI

Considerations:

- Each port has 3 differential pairs of data (i.e. D0±, D1±, D2±) plus a clock (CLK±)
 - For HDMI 1.1-1.2 the throughput is a total of 4.95Gbps (1.65Gbps per lane)
 - For HDMI 1.3-1.4 the throughput is a total of 10.2Gbps (3.4Gbps per lane)
- To maintain the differential impedance per the HDMI Compliance Test Specification (and consequently signal integrity) a very low capacitance device must be used
- To maintain the differential impedance the designer should avoid using 90° angles and vias
 - This can be accomplished by the use of an ESD device that offers a “straight-through” routing scheme
- Requires 12 channels of protection : 8 TMDS data pairs, SDA, SCL, CEC, and HPD

Application Schematic:



Recommended SPA Devices:

Ordering Number	ESD Level (Contact)	I/O Capacitance @ $V_R=1.65V$	# of Channels	V_{RWM}	Packaging
SP3010-04UTG	±8kV	0.45pF	4	6V	μDFN-10 (2.5x1.0mm)
SP3012-04UTG	±12kV	0.50pF	4	5V	μDFN-10 (2.5x1.0mm)

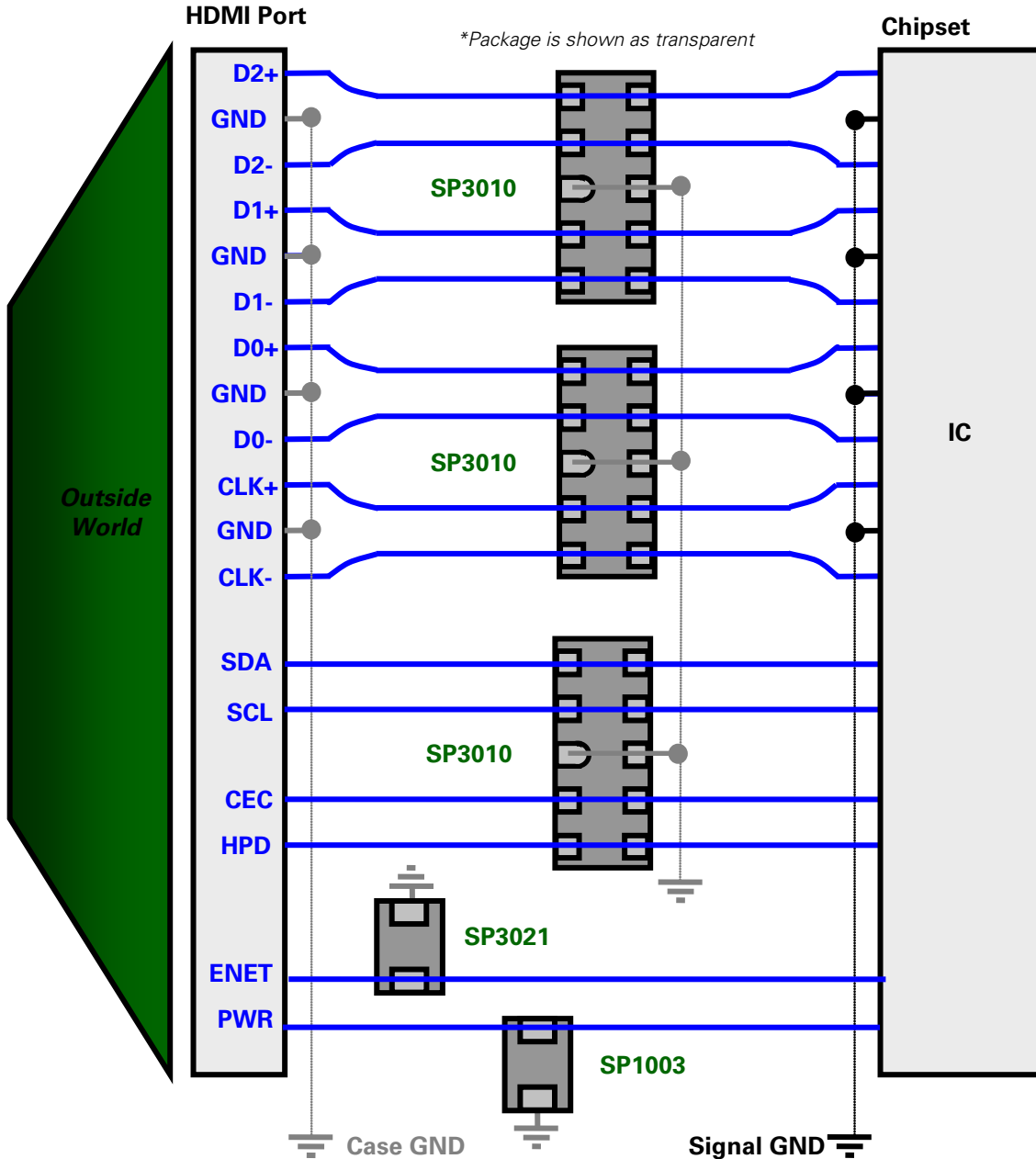
Application Specific Device Selection

HDMI (includes protection for Ethernet and 5V power)

Considerations:

- Same as noted on previous page except the protection scheme below includes options for protecting additional Ethernet and 5V power pins.
- Other combinations exist such as using 2, 6 channel SP3011 devices along with 2, single channel discrete

Application Schematic:



Recommended SPA Devices:

Ordering Number	ESD Level (Contact)	I/O Capacitance @ $V_R=2.5V$	# of Channels	V_{RWM}	Packaging
SP3010-04UTG	±8kV	0.45pF	4	6V	μDFN-10 (2.5x1.0mm)
SP3012-04UTG	±12kV	0.50pF	4	5V	μDFN-10 (2.5x1.0mm)
SP3021-01ETG (2012 release)	±8kV	0.50pF	1	5V	0402 (SOD882)
SP1003-01ETG (SP1003)	±30kV	17pF	1	6V	0402 (SOD882)

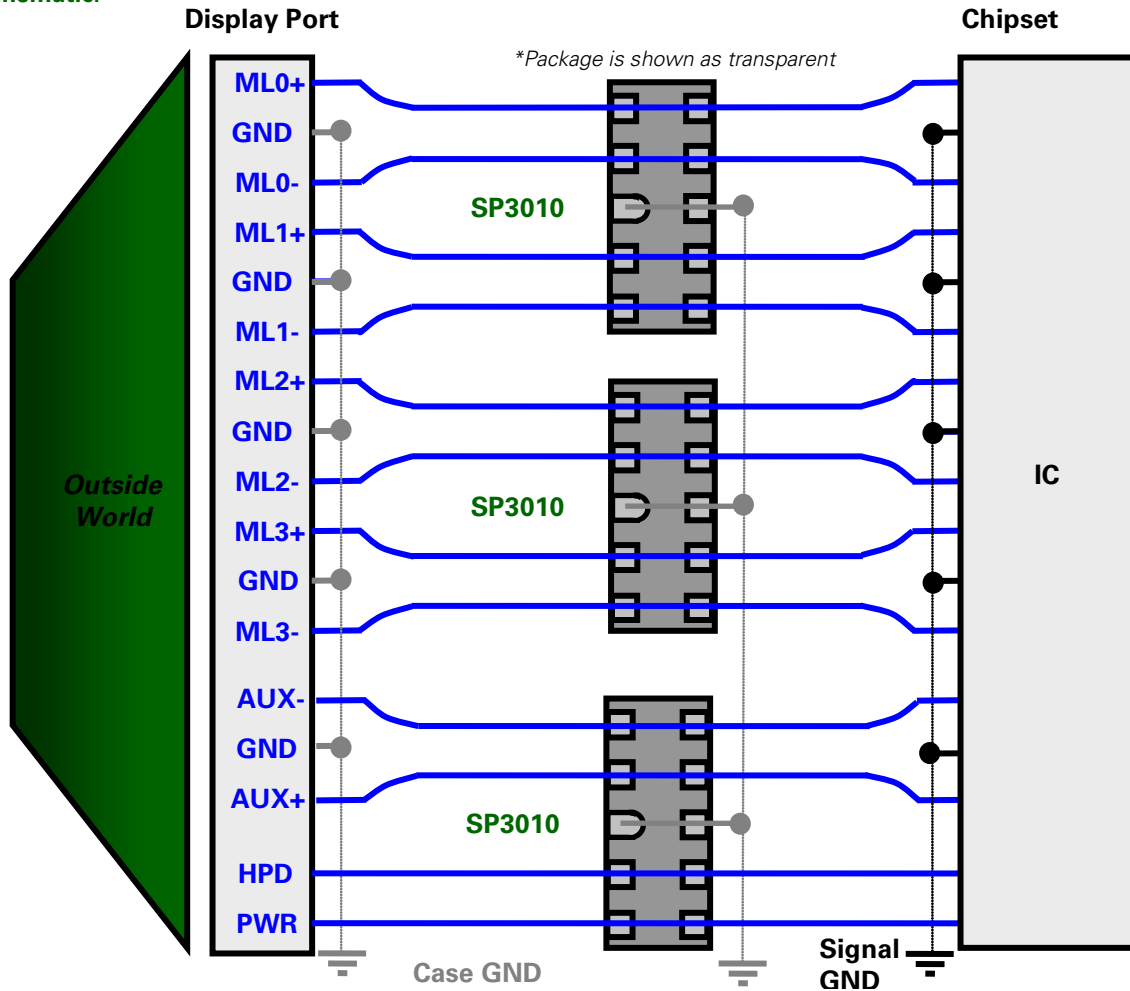
Application Specific Device Selection

Display Port

Considerations:

- Each port has a main link which contains 4 differential pairs or lanes (i.e. ML0±, ML1±, ML2±, and ML3±)
 - The total throughput is 10.8Gbps or 2.7Gbps per lane
 - The clock signal is embedded in the lanes and does not exist separately as in HDMI
 - There is also an auxiliary channel (AUX±), hot plug detect (HPD), and power pin (PWR) as well.
- To maintain the differential impedance (and consequently signal integrity) a very low capacitance device must be used
 - To maintain the differential impedance the designer should avoid using 90° angles and vias
 - This can be accomplished by the use of an ESD device that offers a “straight-through” routing scheme
- Requires 12 channels of protection per port (ML0±, ML1±, ML2±, ML3±, AUX±, HPD, and PWR)

Application Schematic:



Recommended SPA Devices:

Ordering Number	ESD Level (Contact)	I/O Capacitance @ $V_R=1.65V$	# of Channels	V_{RWM}	Packaging
SP3010-04UTG	±8kV	0.45pF	4	6V	μDFN-10 (2.5x1.0mm)
SP3012-04UTG	±12kV	0.50pF	4	5V	μDFN-10 (2.5x1.0mm)

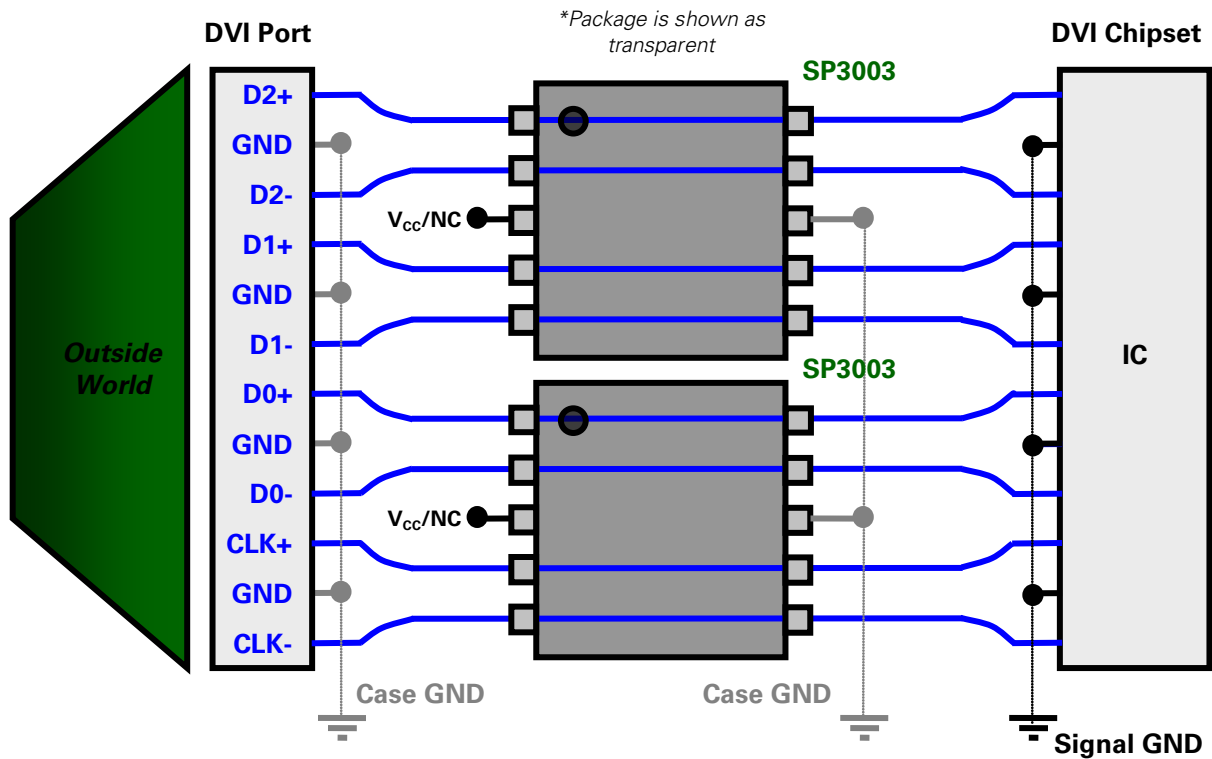
Application Specific Device Selection

DVI

Considerations:

- A DVI port may have single or dual link capability
 - Each link has 3 differential lanes of data (i.e. D0±, D1±, D2±) plus a clock (CLK±)
 - For single link, the maximum throughput can approach a total of 4.95Gbps or 1.65Gbps per lane
 - For dual link, the maximum throughput can approach a total of 8Gbps or 2.67Gbps per lane
- To maintain signal integrity a very low capacitance device must be used
- To maintain the differential impedance the designer should avoid using 90° angles and vias
 - This can be accomplished by the use of an ESD device that offers a “straight-through” routing scheme
- Requires 8 channels of protection per port (D0±, D1±, D2±, CLK±)

Application Schematic:



Recommended SPA Devices:

Ordering Number	ESD Level (Contact)	I/O Capacitance @ V _R =1.65V	# of Channels	V _{RWM}	Packaging
SP3003-04ATG	±8kV	0.65pF	4	6V	MSOP-10
SP3010-04UTG	±8kV	0.45pF	4	6V	μDFN-10 (2.5x1.0mm)

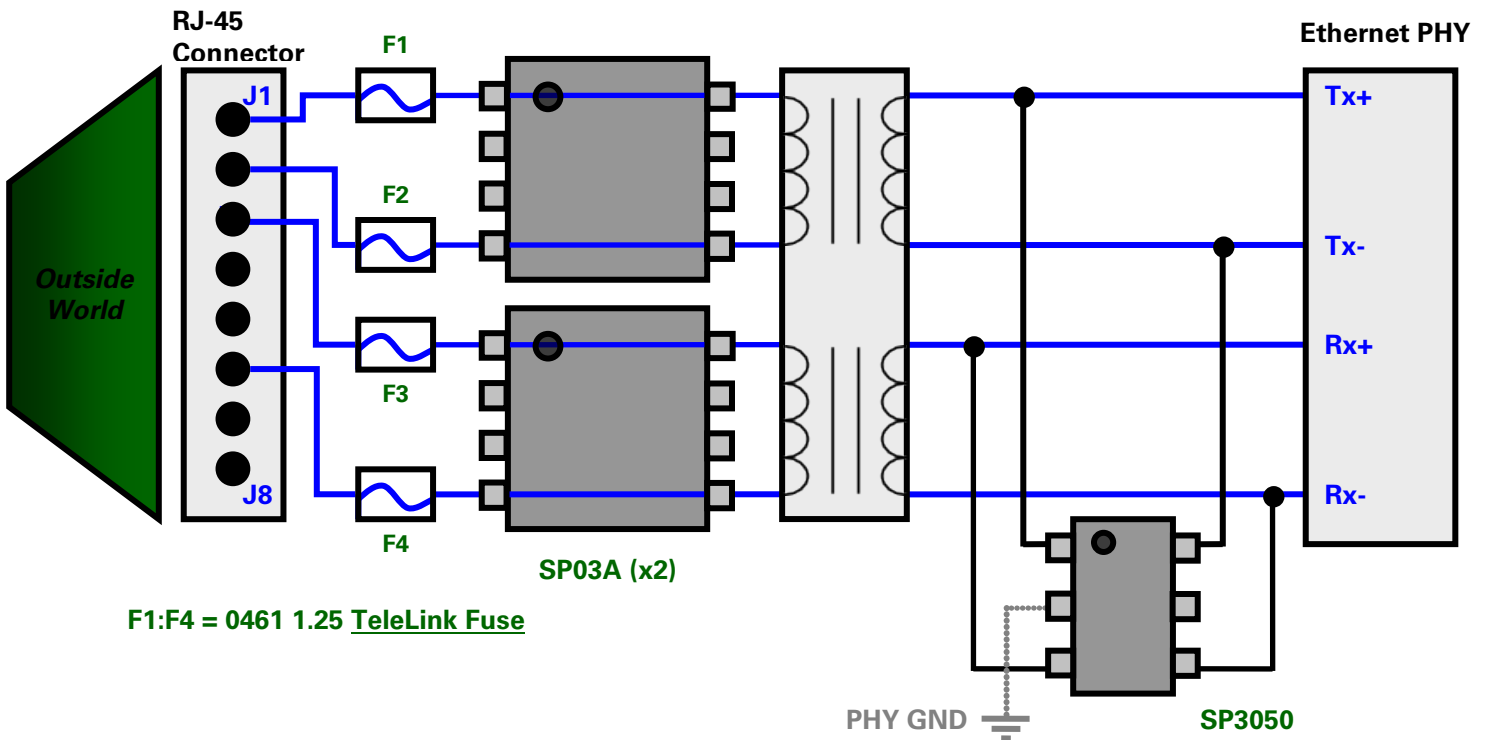
Application Specific Device Selection

10/100/1000 Ethernet, Intra-building Lightning Immunity (GR-1089)

Considerations:

- 10/100/1000 relates to the data rate in Mbps (i.e. 10Mbps, 100Mbps, and 1000Mbps)
 - For 10 Base-T, data is transmitted over 2 UTP (unshielded twisted pairs) using a 10MHz clock
 - For 100 Base-TX, data is transmitted over 2 UTP using a 125MHz clock
 - For 1000 Base-T data is transmitted over 4 UTP using a 125MHz clock
 - For these data rates the parasitic capacitance needs to be taken into account to preserve signal integrity
- The 4 data lines below (Tx± and Rx±) are being protected against intra-building (i.e. 100A, $t_p=2/10\mu s$) lightning transients by a two-stage protection scheme
- 1000Mbps Ethernet (or 1GbE) will require 8 channels of protection for the 4 differential pair so the below scheme should be replicated for the remaining 2 data pair

Application Schematic:



Recommended SPA Devices:

Ordering Number	ESD Level (Contact)	Lightning ($t_p=8/20\mu s$)	I/O Capacitance @ $V_R=0V$	# of Channels	V_{RWM}	Packaging
SP03A-xBTG	±30kV	150A	4.5pF (I/O to I/O)	2	3.3V	SOIC-8
SP03-3.3BTG	±30kV	150A	8pF (I/O to I/O)	2	3.3V,6V	SOIC-8
SP3050-04HTG	±20kV	10A	2.4pF	4	6V	SOT23-6

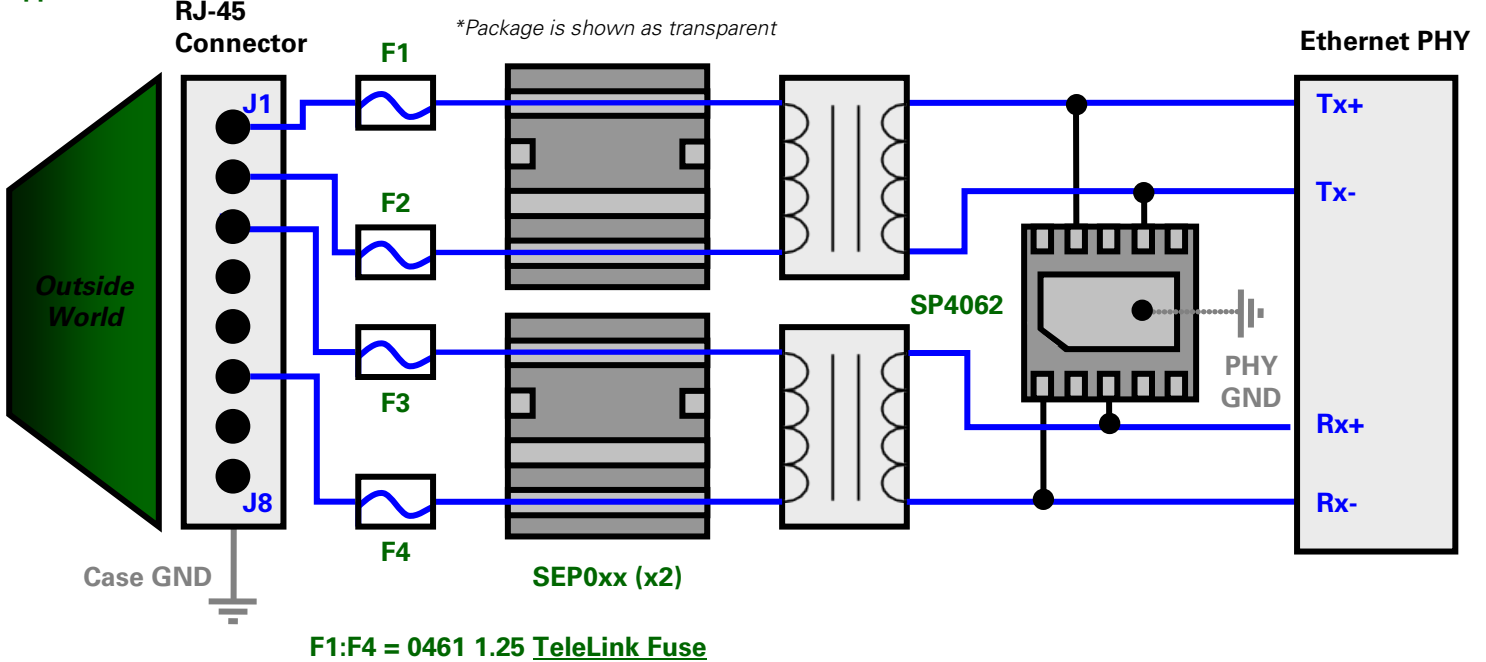
Application Specific Device Selection

10/100/1000 Ethernet, Inter-building Lightning Immunity (GR-1089)

Considerations:

- 10/100/1000 relates to the data rate in Mbps (i.e. 10Mbps, 100Mbps, and 1000Mbps)
 - For 10 Base-T, data is transmitted over 2 UTP (unshielded twisted pairs) using a 10MHz clock
 - For 100 Base-TX, data is transmitted over 2 UTP using a 125MHz clock
 - For 1000 Base-T data is transmitted over 4 UTP using a 125MHz clock
 - For these data rates the parasitic capacitance needs to be taken into account to preserve signal integrity
- The 4 data lines below are being protected against inter-building (i.e. 500A, $t_p=2/10\mu s$) lightning transients by a two-stage protection scheme. The 4 channel, SP4061 or SP4062 should be selected based on the operating voltage of the PHY.
- The standoff voltage of the SEP Series device will be dictated by the use of PoE. If PoE is present the SEP0640 should be used; otherwise, the SEP0080 is ok for non-PoE applications. *Note: Higher voltage options are available for atypical PoE voltages.*
- 1000Mbps Ethernet (or 1GbE) will require 8 channels of protection for the 4 differential pair so the below scheme should be replicated for the remaining 2 data pair

Application Schematic:



Recommended SPA Devices:

Ordering Number	ESD Level (Contact)	Lightning ($t_p=8/20\mu s$)	I/O Capacitance @ $V_R=0V$	# of Channels	V_{RWM}	Packaging
SEP0080Q38CB	$\pm 30kV$	400A	See datasheet	2	6V	QFN
SEP0640Q38CB	$\pm 30kV$	400A	See datasheet	2	58V	QFN
SP4061-04UTG	$\pm 30kV$	20A	3.5pF	4	2.5V	μ DFN-10 (2.6x2.6mm)
SP4062-04UTG	$\pm 30kV$	20A	3.5pF	4	3.3V	μ DFN-10 (2.6x2.6mm)

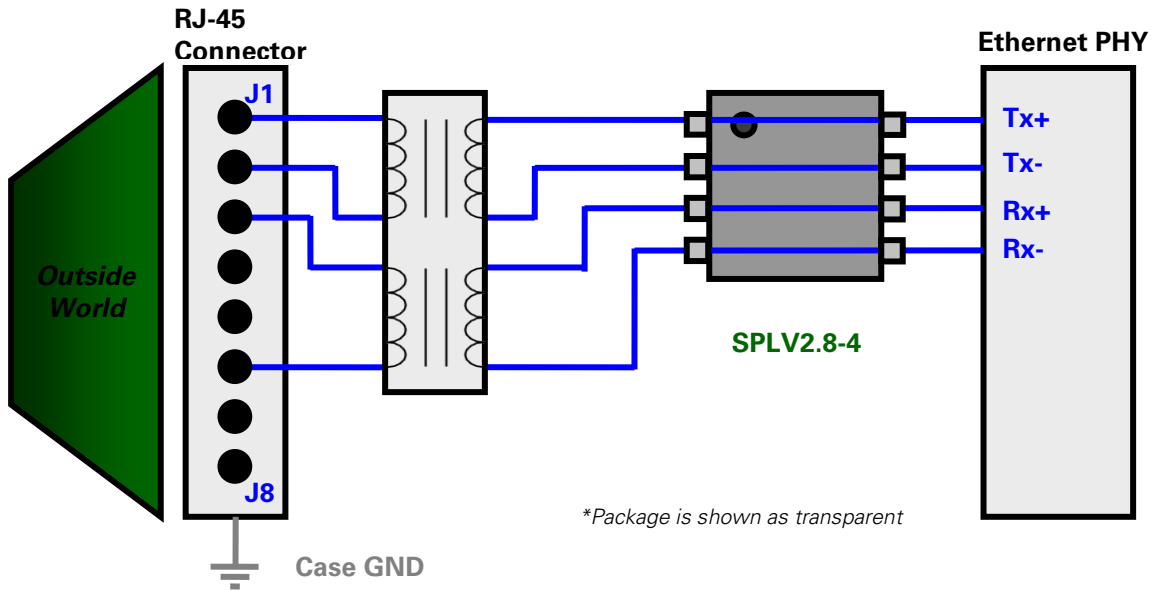
Application Specific Device Selection

10/100/1000 Ethernet, Tertiary Only Lightning Immunity (General)

Considerations:

- 10/100/1000 relates to the data rate in Mbps (i.e. 10Mbps, 100Mbps, and 1000Mbps)
 - For 10 Base-T, data is transmitted over 2 UTP (unshielded twisted pairs) using a 10MHz clock
 - For 100 Base-TX, data is transmitted over 2 UTP using a 125MHz clock
 - For 1000 Base-T data is transmitted over 4 UTP using a 125MHz clock
 - For these data rates the parasitic capacitance needs to be taken into account to preserve signal integrity
- Some designers choose to use a robust transformer in their design to act as the first line of protection against an incoming surge event. This is usually done to minimize the parasitic capacitance on the data line and to save on the cost of the primary protector
- Using such a technique will require a robust PHY side protection device and one such option is the SPLV2.8-4 shown below. It should be noted that this device will only provide differential protection between the data pairs.
- If longitudinal and differential protection are required, the SP3050-04HTG (with 2 I/O's tied per line) or SP4060/SP4061/SP4062 can be considered as alternatives
- Protection for 100Mbps Ethernet (or Fast Ethernet) is shown below. For 1000Mbps (or 1GbE) interfaces two, SPLV2.8-4BTG are required

Application Schematic:



Recommended SPA Devices:

Ordering Number	ESD Level (Contact)	Lightning ($t_p=8/20\mu s$)	I/O Capacitance @ $V_R=0V$	# of Channels	V_{RWM}	Packaging
SPLV2.8-4BTG	$\pm 30kV$	40A	2.0pF	4	2.8V	SOIC-8
SP3050-04HTG	$\pm 20kV$	10A	2.4pF	4	6V	SOT23-6
SP4060-08ATG	$\pm 30kV$	20A	4.4pF	8	2.5V	MSOP-8
SP4061-04UTG	$\pm 30kV$	20A	3.5pF	4	2.5V	μ DFN-10 (2.6x2.6mm)
SP4062-04UTG	$\pm 30kV$	20A	3.5pF	4	3.3V	μ DFN-10 (2.6x2.6mm)

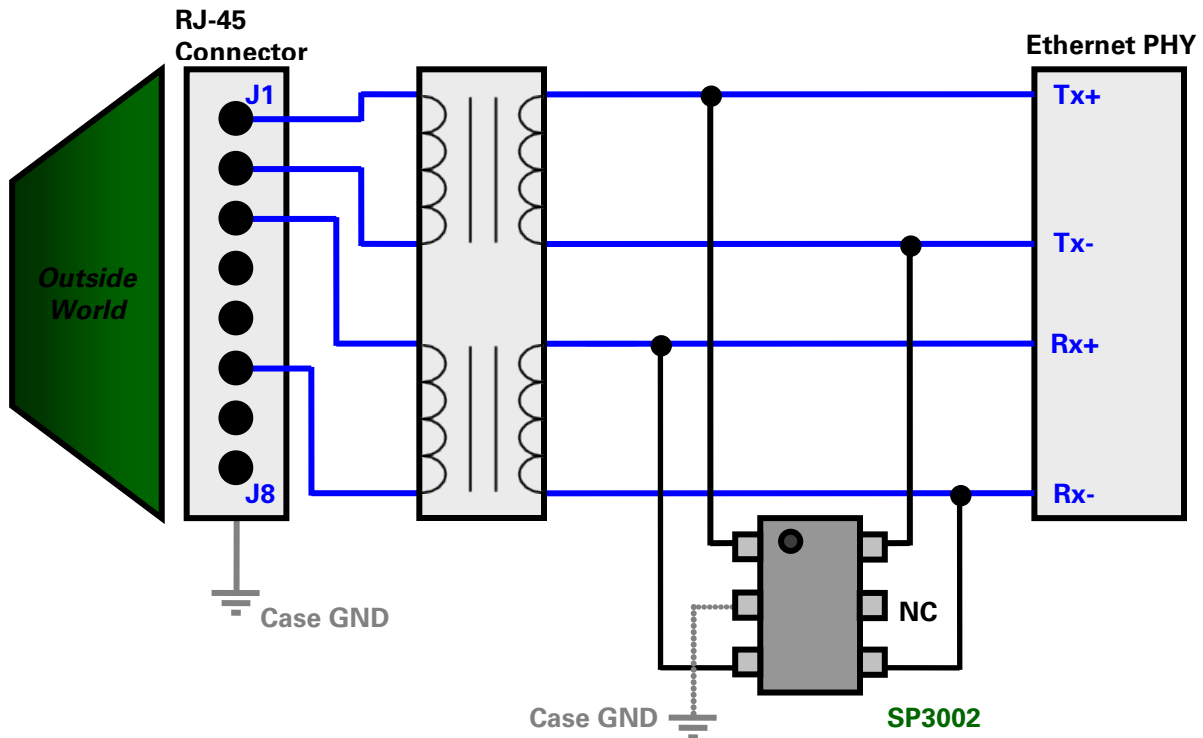
Application Specific Device Selection

10/100/1000 Ethernet (ESD only)

Considerations:

- Some Ethernet ports only need be protected for ESD and not for lightning induced transients
 - These are sometimes referred to as “2M” ports or 2 Meter ports that have very short CAT5 cable installations
- Parasitic capacitance should be taken into account especially for 1GbE
- The 4 data lines below (Tx± and Rx±) are being protected against ESD by a low capacitance SP3002 which is suitable for all Ethernet data rates
 - In fact, any low capacitance SP30xx device is suitable for any “ESD only” Ethernet application
- 1000Mbps Ethernet (or 1GbE) will require 8 channels of protection for the 4 differential pair so the below scheme can be replicated or the 8 channel SP3003-08ATG can be used.

Application Schematic:



Recommended SPA Devices:

Ordering Number	ESD Level (Contact)	Lightning ($t_r=8/20\mu s$)	I/O Capacitance @ $V_r=1.65V$	# of Channels	V_{RWM}	Packaging
SP3002-04JTG	±12kV	4.5A	0.85pF	4	6V	SC70-6
SP3003-04XTG	±8kV	2.5A	0.65pF	4	6V	SOT563
SP3004-04XTG	±12kV	4A	0.85pF	4	6V	SOT563
SP3003-08ATG	±8kV	2.5A	0.65pF	8	6V	MSOP-10

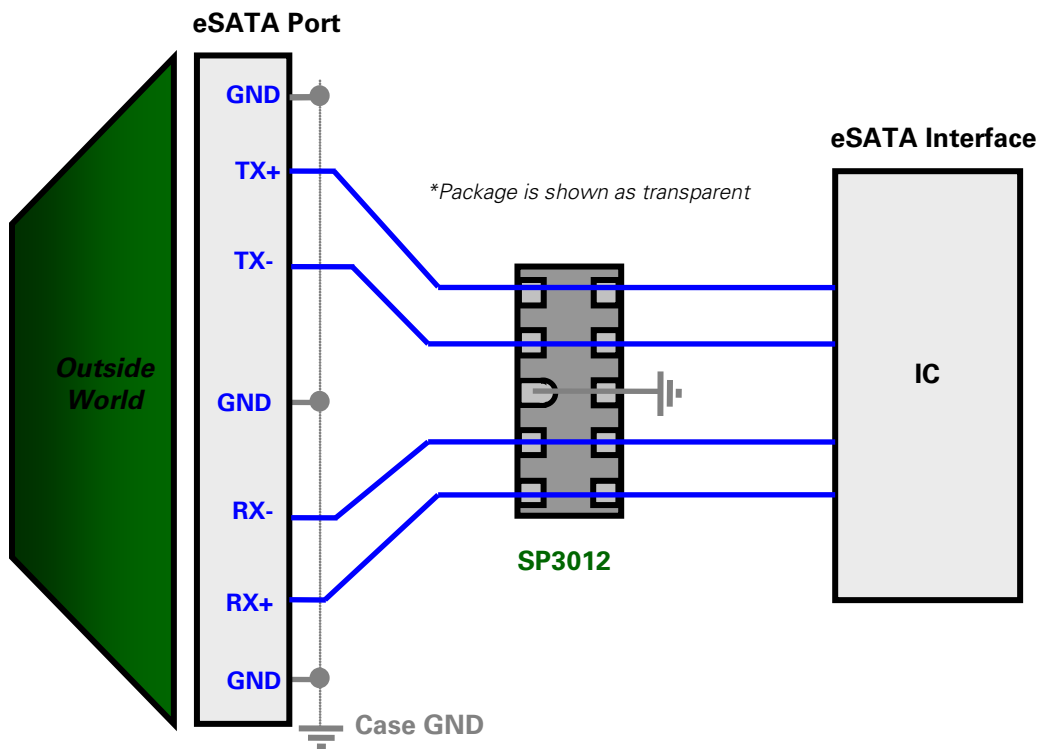
Application Specific Device Selection

eSATA

Considerations:

- eSATA is a subset of the SATA protocol that uses 2 differential pairs for communication
 - Four lines need to be protected per port (i.e. TX± and RX±)
 - Currently eSATA is capable of running raw data rates of 1.5Gbps (Gen 1) and 3.0Gbps (Gen 2)
- These high bus speeds require very low capacitance devices to prevent signal degradation
- To maintain the line impedance the designer should avoid using 90° angles and vias

Application Schematic:



Recommended SPA Devices:

Ordering Number	ESD Level (Contact)	I/O Capacitance @ $V_R=1.65V$	# of Channels	V_{RWM}	Packaging
SP3012-04UTG	±12kV	0.50pF	4	5V	μDFN-10 (2.5x1.0mm)
SP3010-04UTG	±8kV	0.45pF	4	6V	μDFN-10 (2.5x1.0mm)
SP3003-02XTG	±8kV	0.65pF	2	6V	SOT553
SP3003-04JTG	±8kV	0.65pF	4	6V	SC70-6

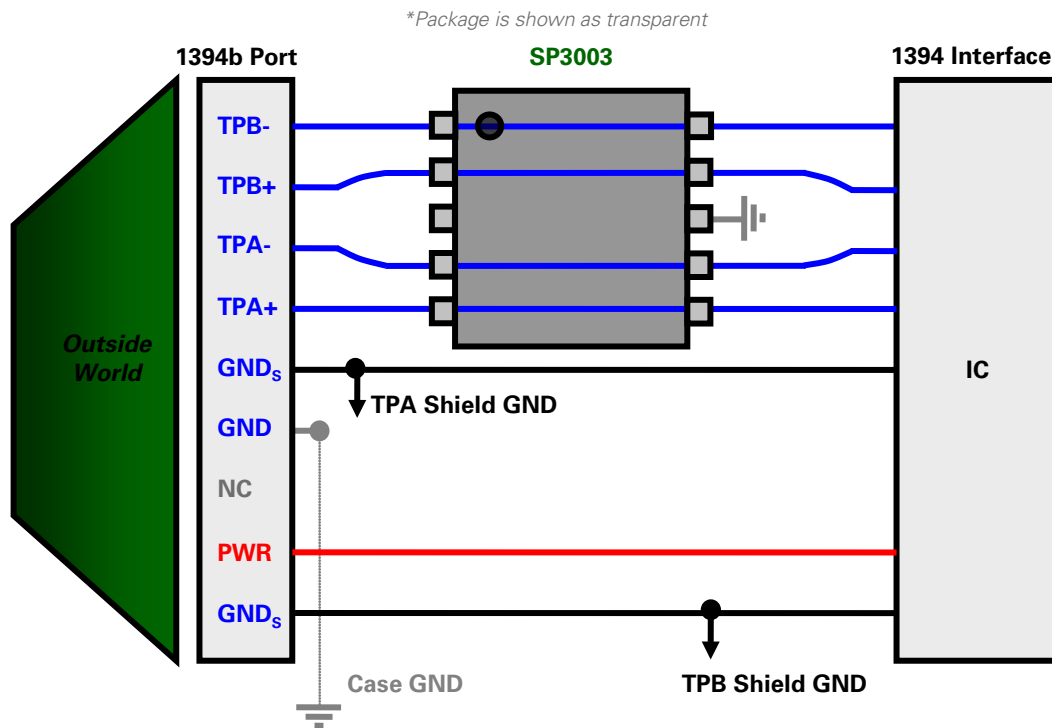
Application Specific Device Selection

1394a/b

Considerations:

- 1394a (FireWire 400 or S400) was the original (1st generation) implementation
 - Allowed for two connectors, powered (6 pin) and unpowered (4 pin)
 - Data rates up to 400Mbps using 2 differential pair
- 1394b (FireWire 800 or S800) was the 2nd generation
 - Required a new 9 pin connector but was backwards compatible to S400
 - Data rates up to 800Mbps using 2 differential pair
- 1394b also had provisions for 1600Mbps and 3200Mbps (or S1600 and S3200)
 - Uses same 9 pin connector as S800
- S800, S1600, and S3200 require very low capacitance devices for the high speed data rates
 - Protection of 4 data lines is needed (i.e. TPB± and TPA±) and can be done with an array or with discrete low capacitance devices

Application Schematic:



Recommended SPA Devices:

Ordering Number	ESD Level (Contact)	I/O Capacitance @ $V_R=1.65V$	# of Channels	V_{RWM}	Packaging
SP3003-04ATG	±8kV	0.65pF	4	6V	MSOP-10
SP3010-04UTG	±8kV	0.45pF	4	6V	μDFN-10
SP3012-04UTG	±12kV	0.50pF	4	5V	μDFN-10 (2.5x1.0mm)
SP3021-01ETG (2012 release)	±8kV	0.50pF	1	5V	SOD882

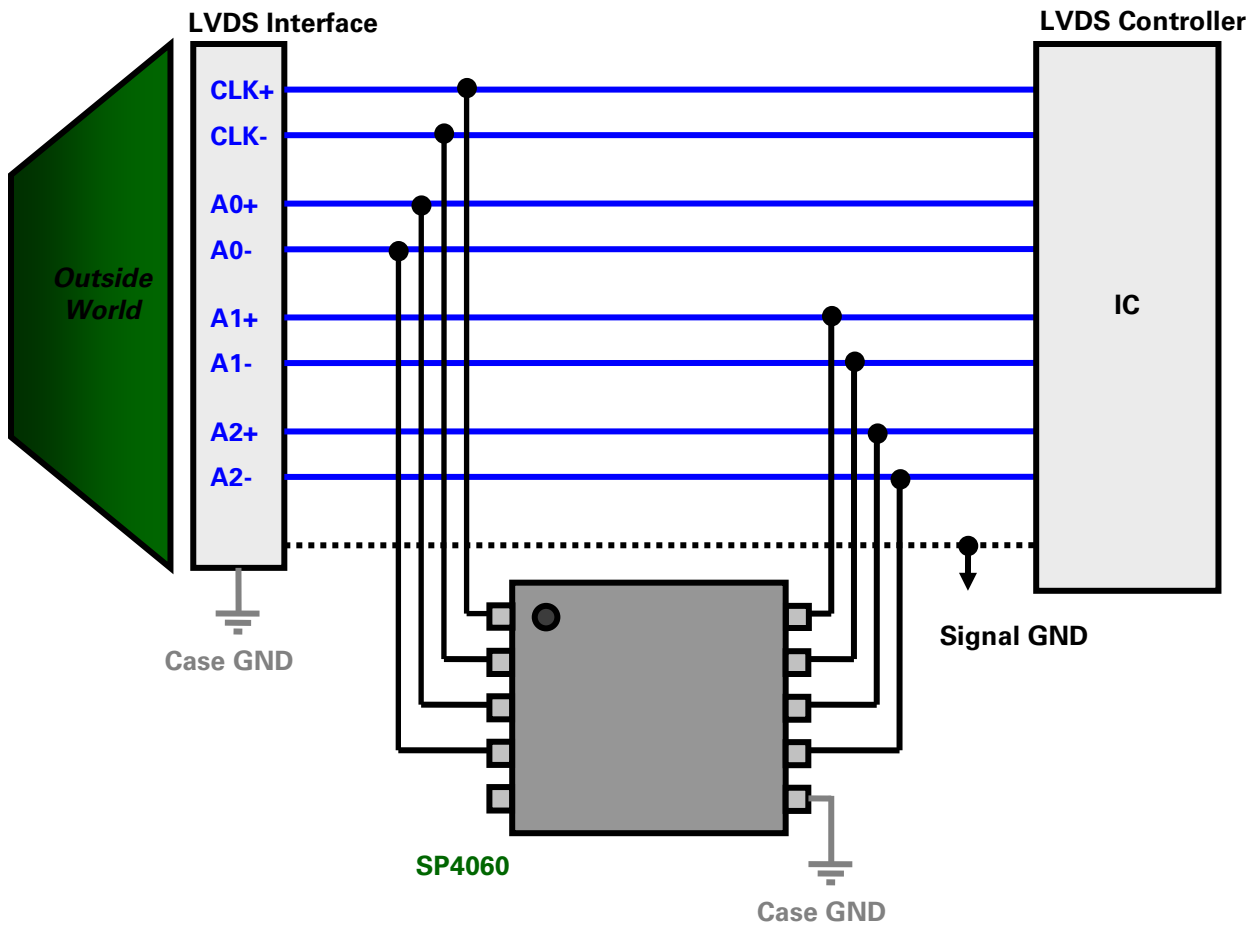
Application Specific Device Selection

LVDS (Low Voltage Differential Signaling)

Considerations:

- LVDS is a low noise, low-voltage signal scheme that uses a small current (typically 3.5mA) to generate a voltage drop across a 100Ω resistor to convey information or data
 - Data rates can vary per application but the ANSI/TIA/EIA-644-A standard recommends a maximum of 655Mbps
- The medium/high speed bus requires a low capacitance device in 1-6pF range (typically)
 - LVDS schemes will vary in terms of the total number of channels used
 - Protection of 8 data lines is shown below (i.e. CLK± and Ax±)

Application Schematic:



Recommended SPA Devices:

Ordering Number	ESD Level (Contact)	Lightning ($t_f=8/20\mu s$)	I/O Capacitance @ $V_r=0V$	# of Channels	V_{RWM}	Packaging
SP4060-08ATG	±30kV	20A	4.4pF	8	2.5V	MSOP-10
SP3050-04HTG	±20kV	10A	2.4pF	4	6V	SOT23-6
SP4061-04UTG	±30kV	20A	3.5pF	4	2.5V	μDFN-10 (2.6x2.6mm)

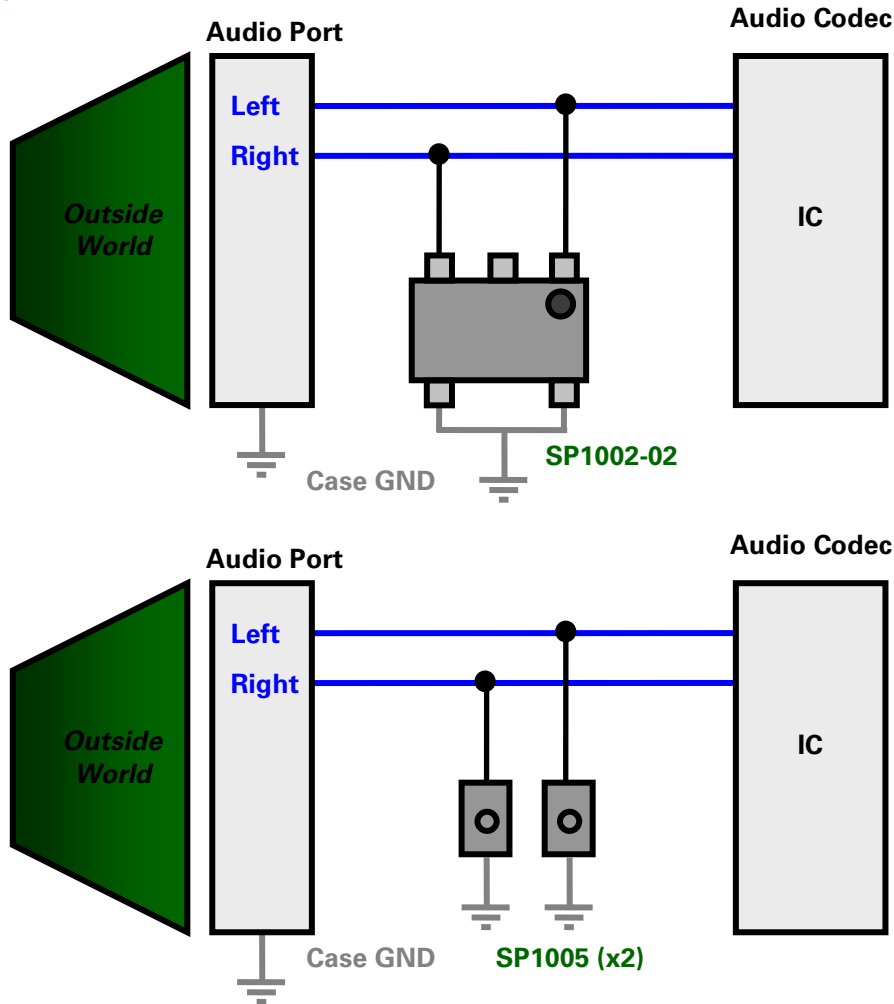
Application Specific Device Selection

Audio (Speaker/Microphone)

Considerations:

- Audio ports typically have signals that swing above and below GND (i.e. $\pm 2.5V$)
 - If no DC bias is applied, a bidirectional protection device should be used as these devices will not clip the analog signal
 - Protection of 2 data lines is shown below (i.e. Left and Right) with an array and with discrete 0201s
- Some audio ports will bias the data bus so that the signal never swings below GND (i.e. 0-5V)
 - If a bias is applied, a unidirectional OR bidirectional protection device could be used as neither device would clip the analog signal
 - The SP1001-02XTG is a good option in this case (not shown for Left and Right but is listed below)

Application Schematic:



Recommended SPA Devices:

Ordering Number	ESD Level (Contact)	Lightning ($t_p=8/20\mu s$)	I/O Capacitance @ $V_R=2.5V$	# of Channels	V_{RWM}	Packaging
SP1002-02JTG	$\pm 8kV$	2A	5pF	2	6V	SC70-5
SP1005-01WTG	$\pm 30kV$	10A	23pF	1	6V	0201 Flipchip
SP1001-02XTG	$\pm 15kV$	2A	8pF	2	5.5V	SOT553

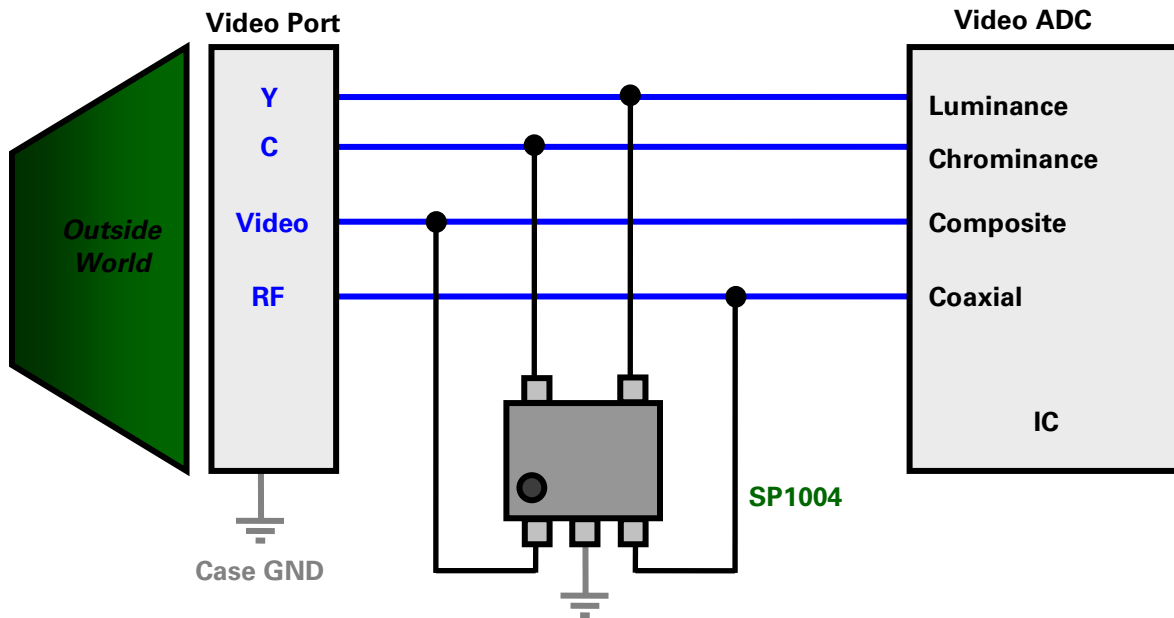
Application Specific Device Selection

Analog Video

Considerations:

- Analog video ports typically have signals that swing above and below GND (i.e. $\pm 2V$)
 - A bidirectional protection device should be used as these devices will not clip the analog signal
- S-Video, Composite, and RF/Coaxial are a few of the common low-speed analog video signals in use today
 - Typical bus speeds will not exceed 5MHz so capacitance is not much of a concern
 - Protection of the three are shown below (Y, C, Video, and RF)

Application Schematic:



Recommended SPA Devices:

Ordering Number	ESD Level (Contact)	Lightning ($t_p=8/20\mu s$)	I/O Capacitance @ $V_R=2.5V$	# of Channels	V_{RWM}	Packaging
SP1004-04VTG	$\pm 8kV$	2A	4.5pF	4	6V	SOT953
SP1002-02JTG	$\pm 8kV$	2A	5pF	2	6V	SC70-5
SP1005-01WTG	$\pm 30kV$	10A	23pF	1	6V	0201 Flipchip
SP1007-01WTG	$\pm 8kV$	2A	3.5pF	1	6V	0201 Flipchip

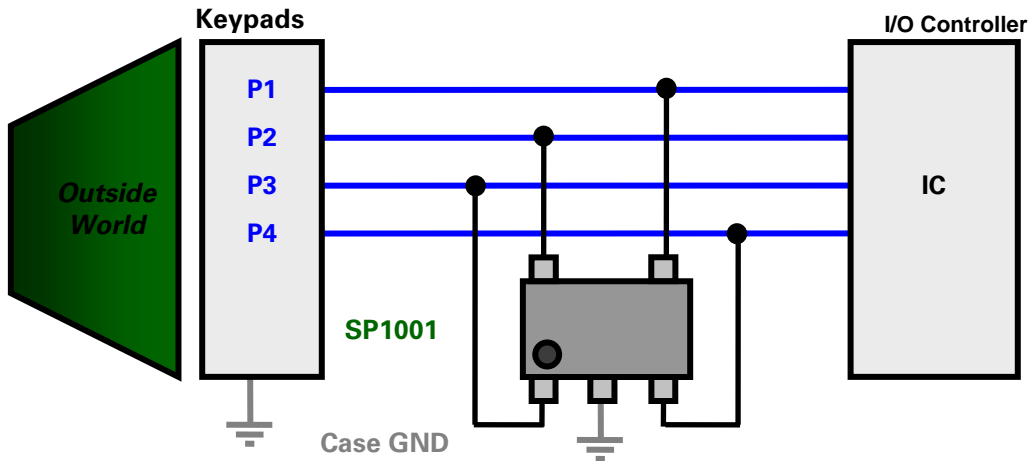
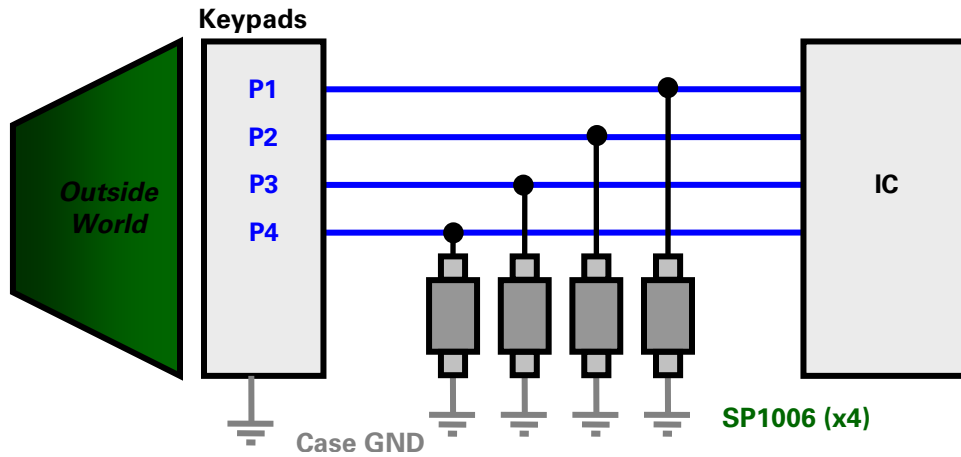
Application Specific Device Selection

Keypad/Push Buttons

Considerations:

- Keypads and push buttons on electronic devices are particularly susceptible to ESD due to constant human interaction
 - Most are DC switches that operate at less than 5V, and for most applications capacitance will not be a concern
- The number of ports will vary with the particular application, but as an example, 4 data lines are shown below (i.e.Px)
- For space constrained applications the SP1003 or SP1005 may be considered as they are 0402 and 0201 footprints, respectively

Application Schematics:



Recommended SPA Devices:

Ordering Number	ESD Level (Contact)	Lightning ($t_p=8/20\mu s$)	I/O Capacitance @ $V_R=2.5V$	# of Channels	V_{RWM}	Packaging
SP1001-04XTG	$\pm 15kV$	2A	8pF	4	6V	SOT553
SP1003-01ETG	$\pm 30kV$	7A	17pF	1	5V	0402 (SOD882)
SP1005-01WTG	$\pm 30kV$	10A	23pF	1	6V	0201 Flipchip
SP1006-01UTG	$\pm 30kV$	5A	15pF	1	6V	0201 (μ DFN-2)

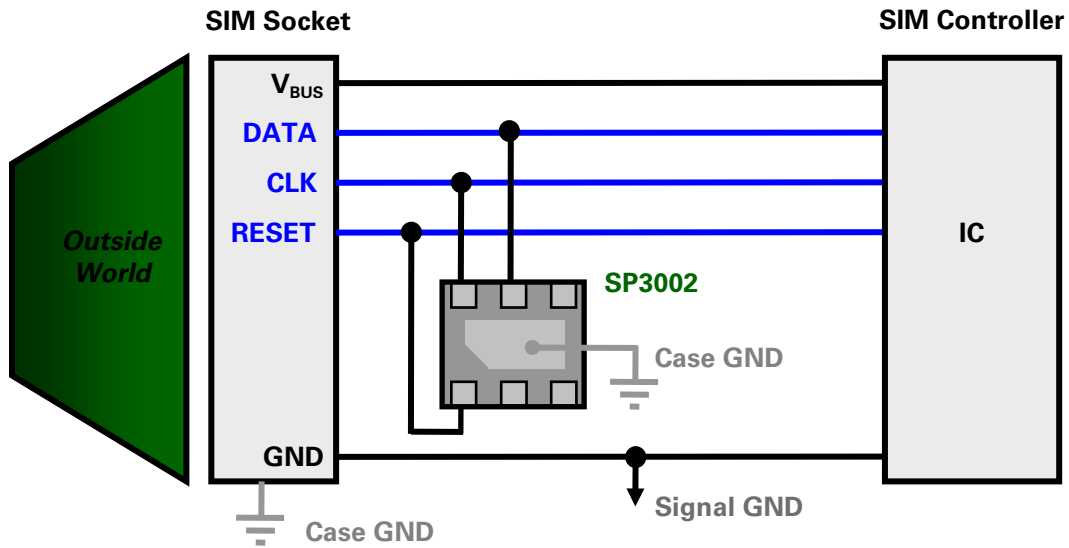
Application Specific Device Selection

SIM Socket

Considerations:

- The SIM (Subscriber Identification Module) card has 3 data lines that are low-speed and low-voltage
 - Given the low speed of the signals, the capacitance will not be a concern
- The low-voltage signal lines are best protected by a device which has a low standoff voltage or V_{RWM}
- Protection of the 3 data lines is shown below (i.e. CLK, DATA, and RESET)

Application Schematics:



Recommended SPA Devices:

Ordering Number	ESD Level (Contact)	Lightning ($t_p=8/20\mu s$)	I/O Capacitance @ $V_R=1.65V$	# of Channels	V_{RWM}	Packaging
SP3002-04UTG	$\pm 12kV$	4.5A	0.85pF	4	6V	μ DFN-6 (1.6x1.6mm)
SP1011-04UTG	$\pm 15kV$	2A	7pF	4	6V	μ DFN-6 (1.25x1.0mm)
SP1005-01WTG	$\pm 30kV$	10A	23pF	1	6V	0201 Flipchip
SP1006-01UTG	$\pm 30kV$	5A	15pF	1	6V	0201 (μ DFN-2)

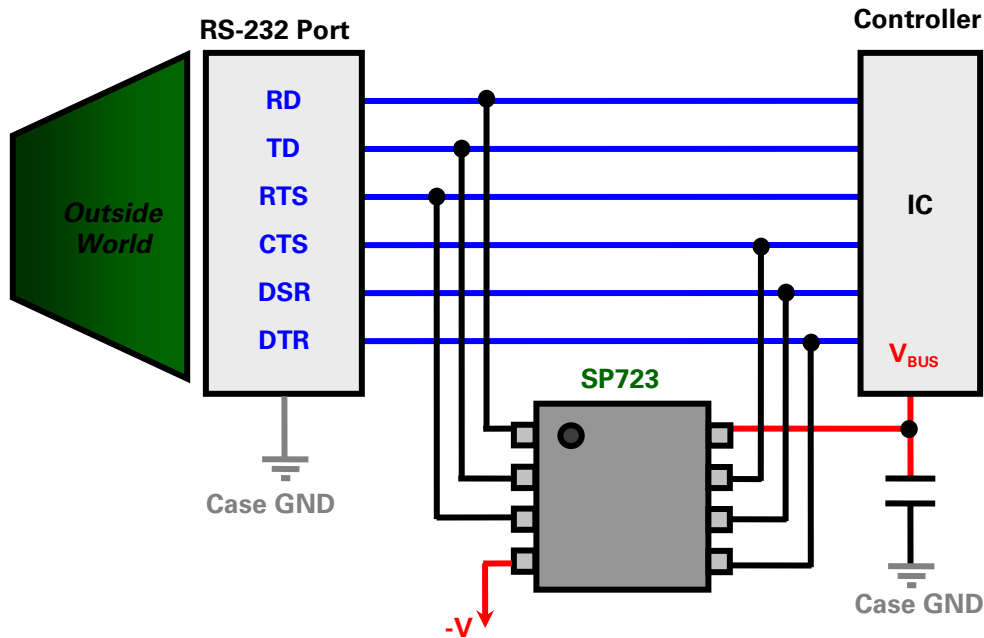
Application Specific Device Selection

RS-232

Considerations:

- There are numerous implementations of RS-232
 - Most involve 6 wires (as shown below) though some may only include 2, 3, or 5 wires
 - The maximum data rate is 20kbps
 - Typically bus voltages are bipolar and can swing as high as $\pm 24V$ though most installations are limited to $\pm 12V$ or even lower
 - For $\pm 12V$ systems the SP72x Series is recommended and shown below
- Some implementations are a unipolar (i.e. 0-3.3V or 0-5V) or use bus voltages generally below 6V
 - In this event the SP1001 Series can be used for ESD protection or the SP03 Series could be used if lightning is the primary threat
- Every application should be evaluated thoroughly before using the recommended devices below

Application Schematics:



Recommended SPA Devices:

Ordering Number	ESD Level (Contact)	Lightning ($t_p=8/20\mu s$)	I/O Capacitance @ $V_R=1.65V$	# of Channels	V_{RWM}	Packaging
SP721ABTG	$\pm 4kV$	3A	3pF	6	30V	SOIC-8
SP723ABTG	$(\pm 8kV)$	7A	5pF	6	30V	SOIC-8
SP724AHTG	$\pm 8kV$	3A	3pF	4	20V	SOT23-6
SP725ABTG	$\pm 8kV$	14A	5pF	4	30V	SOIC-8

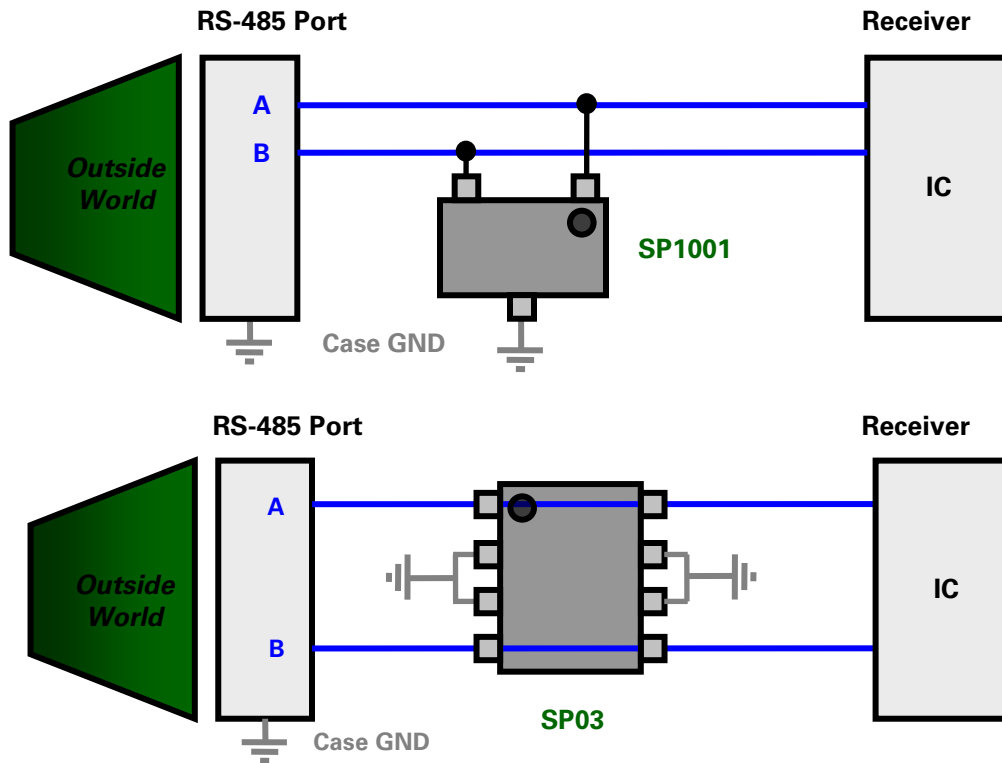
Application Specific Device Selection

RS-485

Considerations:

- There are numerous implementations and applications of RS-485
 - Most applications involve two wires (i.e. A and B) while a few are four wire (i.e. full duplex)
 - Depending on cable length, data rates can vary from 100kbps-10Mbps
 - Bus voltages can be unipolar (i.e. 0-6V) or bipolar (i.e. $\pm 3V$) and every application should be evaluated thoroughly before using the recommended devices below
- For a unipolar bus with a voltage $\leq 6V$ (MAX):
 - The SP1001 Series is shown for ESD protection only
 - The SP03 Series is shown for lightning/surge protection
- For differential protection between A and B, the GND connection can be removed from the schematics below
- For a bipolar bus with a maximum voltage swing of $\pm 3V$:
 - The SP1002 or SP1004 Series can be used ESD protection only
 - The SP03 Series (x2) can still be used for lightning/surge protection with one I/O tied to GND

Application Schematic:



Recommended SPA Devices:

Ordering Number	ESD Level (Contact)	Lightning ($t_r=8/20\mu s$)	I/O Capacitance @ $V_R=2.5V/0V$	# of Channels	V_{RWM}	Packaging
SP1001-02JTG	$\pm 15kV$	2A	8pF	2	6V	SC70-3
SP03-xBTG	$\pm 30kV$	150A	8pF (I/O to I/O)	2	3.3V, 6V	SOIC-8
SP03A-3.3BTG	$\pm 30kV$	150A	4.5pF (I/O to I/O)	2	3.3V	SOIC-8

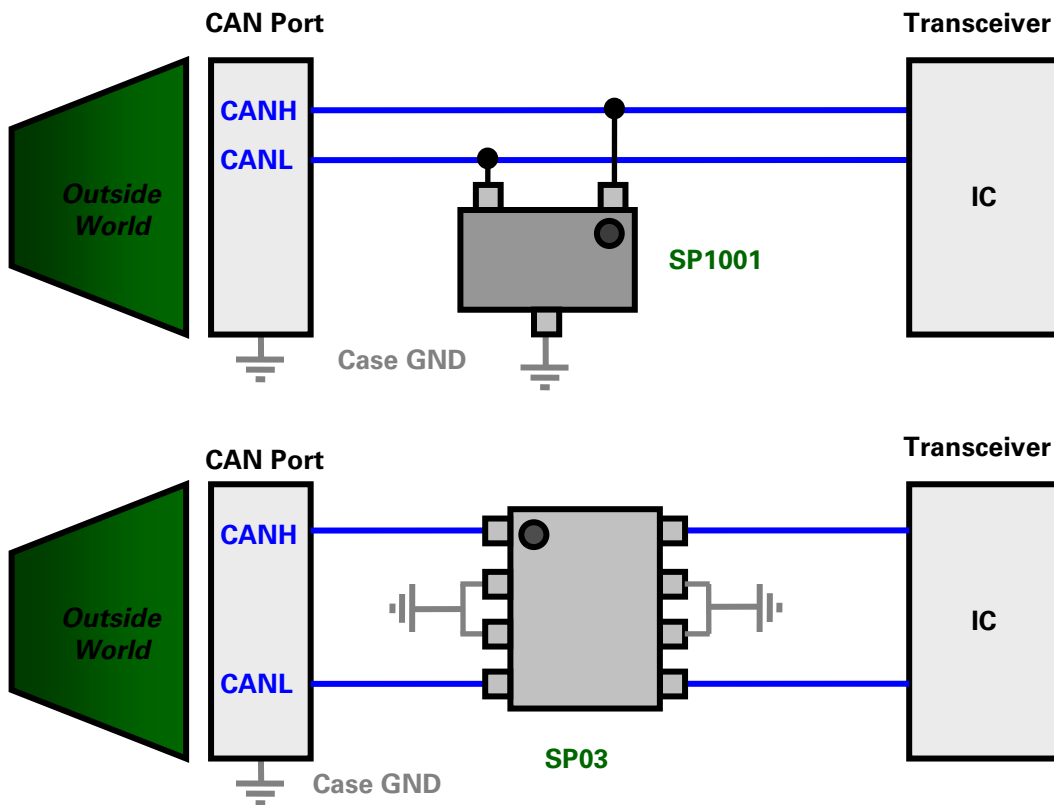
Application Specific Device Selection

CAN Bus

Considerations:

- There are numerous implementations and applications of a CAN bus
 - Most applications involve two wires (i.e. CANH and CANL)
 - Depending on cable length, data rates can vary from 10kbps-1Mbps
 - Most applications do not exceed 0-5V to transmit a Low/High signal, however, every application should be evaluated thoroughly before using the recommended devices below
- For the described application of unipolar bus with voltages between 0 and 5V:
 - The SP1001 Series is shown for ESD protection only
 - The SP03 Series is shown for lightning/surge protection
- For differential protection between CANH and CANL, the GND connection can be removed from the schematics below

Application Schematic:



Recommended SPA Devices:

Ordering Number	ESD Level (Contact)	Lightning ($t_p=8/20\mu s$)	I/O Capacitance @ $V_R=2.5V/0V$	# of Channels	V_{RWM}	Packaging
SP1001-02JTG	$\pm 15kV$	2A	8pF	2	6V	SC70-3
SP03-xBTG	$\pm 30kV$	150A	8pF (I/O to I/O)	2	3.3V, 6V	SOIC-8
SP03A-3.3BTG	$\pm 30kV$	150A	4.5pF (I/O to I/O)	2	3.3V	SOIC-8

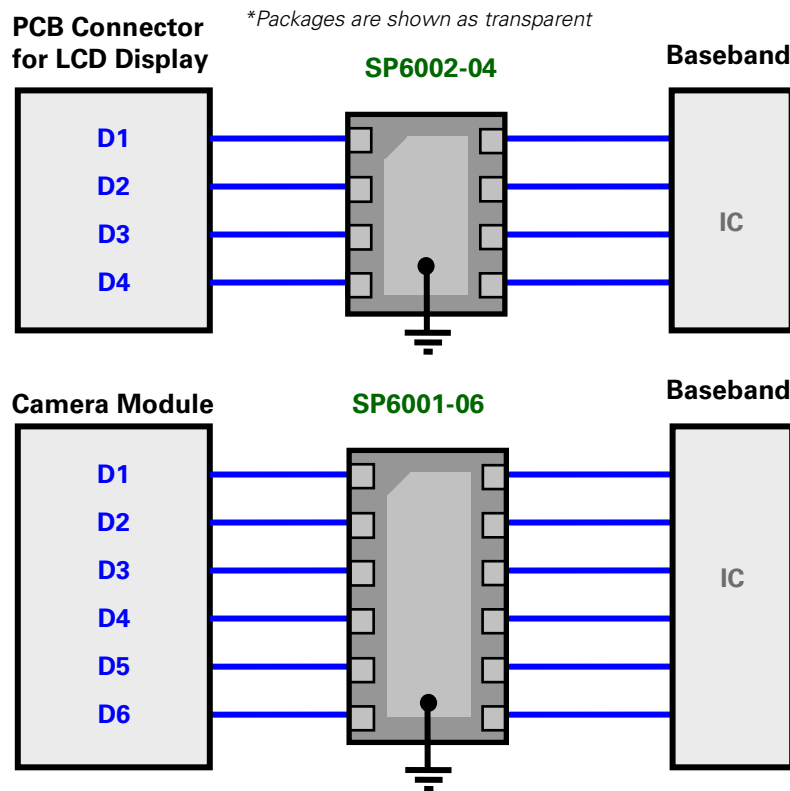
Application Specific Device Selection

LCD and Camera Interfaces (Mobile)

Considerations:

- LCD and camera interfaces in mobile devices are vulnerable to EMI from the cellular band
 - Frequencies between 800-3000MHz should be attenuated to prevent distortion on the display
- The pixel clocks vary depending upon the display size but the frequency will typically fall between 5-65MHz
 - This corresponds to data rates between 10-60Mbps and with these speeds line capacitances need to be considered
 - In the majority of applications line capacitances of 20-40pF will not cause signal integrity issues
- The protection schemes below for data lines Dx are only examples and will vary with the particular application

Application Schematic:



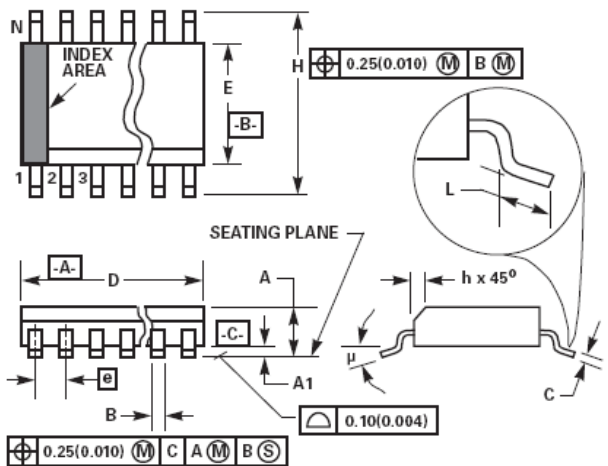
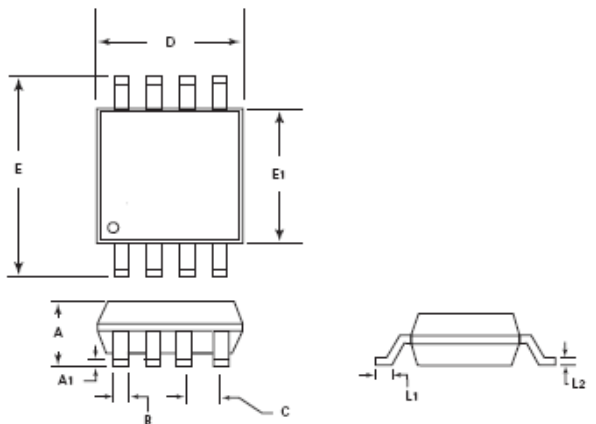
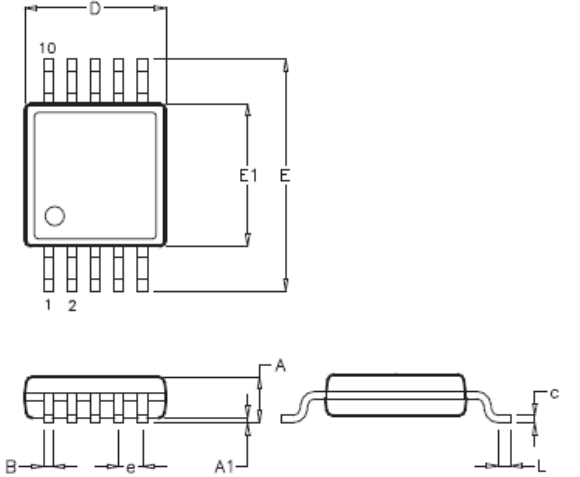
Recommended SPA Devices:

Ordering Number	ESD Level (Contact)	Cut-off Frequency	Line Capacitance @ $V_R=2.5V$	# of Channels	V_{RWM}	Packaging
SP6001-0xUTG-1	±30kV	115MHz	24pF	4/6/8	6V	μDFN-8/12/16
SP6002-0xUTG-1	±30kV	100MHz	30pF	4/6	6V	μDFN-8/12
SP6003-0xUTG-1 (not released yet)	±15kV	175MHz	14pF	4/6	6V	μDFN-8/12

Appendix A
SPA Package Outlines

<p>PDIP-8</p>		<table border="1"> <thead> <tr> <th>Package</th> <th colspan="5">PDIP</th> </tr> <tr> <th>Pins</th> <td colspan="5">8</td> </tr> <tr> <th>JEDEC</th> <td colspan="5">E8.3 (JEDEC MS-001-BA Issue D)</td> </tr> <tr> <th rowspan="2"></th> <th colspan="2">Millimeters</th> <th colspan="2">Inches</th> <th rowspan="2">Notes</th> </tr> <tr> <th>Min</th> <th>Max</th> <th>Min</th> <th>Max</th> </tr> </thead> <tbody> <tr> <td>A</td> <td>-</td> <td>5.33</td> <td>-</td> <td>0.210</td> <td>4</td> </tr> <tr> <td>A1</td> <td>0.39</td> <td>-</td> <td>0.015</td> <td>-</td> <td>4</td> </tr> <tr> <td>A2</td> <td>2.93</td> <td>4.95</td> <td>0.115</td> <td>0.195</td> <td>-</td> </tr> <tr> <td>B</td> <td>0.356</td> <td>0.558</td> <td>0.014</td> <td>0.022</td> <td>-</td> </tr> <tr> <td>B1</td> <td>1.15</td> <td>1.77</td> <td>0.045</td> <td>0.070</td> <td>8, 10</td> </tr> <tr> <td>C</td> <td>0.204</td> <td>0.355</td> <td>0.008</td> <td>0.014</td> <td>-</td> </tr> <tr> <td>D</td> <td>9.01</td> <td>10.16</td> <td>0.355</td> <td>0.400</td> <td>5</td> </tr> <tr> <td>D1</td> <td>0.13</td> <td>-</td> <td>0.005</td> <td>-</td> <td>5</td> </tr> <tr> <td>E</td> <td>7.62</td> <td>8.25</td> <td>0.300</td> <td>0.325</td> <td>6</td> </tr> <tr> <td>E1</td> <td>6.1</td> <td>7.11</td> <td>0.240</td> <td>0.280</td> <td>5</td> </tr> <tr> <td>e</td> <td colspan="2">2.54 BSC</td> <td colspan="2">0.100 BSC</td> <td>-</td> </tr> <tr> <td>e_A</td> <td colspan="2">7.62 BSC</td> <td colspan="2">0.300 BSC</td> <td>6</td> </tr> <tr> <td>e_B</td> <td>-</td> <td>10.92</td> <td>-</td> <td>0.430</td> <td>7</td> </tr> <tr> <td>L</td> <td>2.93</td> <td>3.81</td> <td>0.115</td> <td>0.150</td> <td>4</td> </tr> <tr> <td>N</td> <td colspan="2">8</td> <td colspan="2">8</td> <td>9</td> </tr> </tbody> </table>	Package	PDIP					Pins	8					JEDEC	E8.3 (JEDEC MS-001-BA Issue D)						Millimeters		Inches		Notes	Min	Max	Min	Max	A	-	5.33	-	0.210	4	A1	0.39	-	0.015	-	4	A2	2.93	4.95	0.115	0.195	-	B	0.356	0.558	0.014	0.022	-	B1	1.15	1.77	0.045	0.070	8, 10	C	0.204	0.355	0.008	0.014	-	D	9.01	10.16	0.355	0.400	5	D1	0.13	-	0.005	-	5	E	7.62	8.25	0.300	0.325	6	E1	6.1	7.11	0.240	0.280	5	e	2.54 BSC		0.100 BSC		-	e _A	7.62 BSC		0.300 BSC		6	e _B	-	10.92	-	0.430	7	L	2.93	3.81	0.115	0.150	4	N	8		8		9
Package	PDIP																																																																																																																							
Pins	8																																																																																																																							
JEDEC	E8.3 (JEDEC MS-001-BA Issue D)																																																																																																																							
	Millimeters		Inches		Notes																																																																																																																			
	Min	Max	Min	Max																																																																																																																				
A	-	5.33	-	0.210	4																																																																																																																			
A1	0.39	-	0.015	-	4																																																																																																																			
A2	2.93	4.95	0.115	0.195	-																																																																																																																			
B	0.356	0.558	0.014	0.022	-																																																																																																																			
B1	1.15	1.77	0.045	0.070	8, 10																																																																																																																			
C	0.204	0.355	0.008	0.014	-																																																																																																																			
D	9.01	10.16	0.355	0.400	5																																																																																																																			
D1	0.13	-	0.005	-	5																																																																																																																			
E	7.62	8.25	0.300	0.325	6																																																																																																																			
E1	6.1	7.11	0.240	0.280	5																																																																																																																			
e	2.54 BSC		0.100 BSC		-																																																																																																																			
e _A	7.62 BSC		0.300 BSC		6																																																																																																																			
e _B	-	10.92	-	0.430	7																																																																																																																			
L	2.93	3.81	0.115	0.150	4																																																																																																																			
N	8		8		9																																																																																																																			
<p>PDIP-16</p>		<table border="1"> <thead> <tr> <th>Package</th> <th colspan="5">PDIP</th> </tr> <tr> <th>Pins</th> <td colspan="5">16 Lead Dual-in-Line</td> </tr> <tr> <th>JEDEC</th> <td colspan="5">E16.3 MS-001-BB Issue D</td> </tr> <tr> <th rowspan="2"></th> <th colspan="2">Millimeters</th> <th colspan="2">Inches</th> <th rowspan="2">Notes</th> </tr> <tr> <th>Min</th> <th>Max</th> <th>Min</th> <th>Max</th> </tr> </thead> <tbody> <tr> <td>A</td> <td>-</td> <td>5.33</td> <td>-</td> <td>0.210</td> <td>4</td> </tr> <tr> <td>A1</td> <td>0.39</td> <td>-</td> <td>0.015</td> <td>-</td> <td>4</td> </tr> <tr> <td>A2</td> <td>2.93</td> <td>4.95</td> <td>0.115</td> <td>0.195</td> <td>-</td> </tr> <tr> <td>B</td> <td>0.356</td> <td>0.558</td> <td>0.014</td> <td>0.022</td> <td>-</td> </tr> <tr> <td>B1</td> <td>1.15</td> <td>1.77</td> <td>0.045</td> <td>0.070</td> <td>8, 10</td> </tr> <tr> <td>C</td> <td>0.204</td> <td>0.355</td> <td>0.008</td> <td>0.014</td> <td>-</td> </tr> <tr> <td>D</td> <td>18.66</td> <td>19.68</td> <td>0.735</td> <td>0.775</td> <td>5</td> </tr> <tr> <td>D1</td> <td>0.13</td> <td>-</td> <td>0.005</td> <td>-</td> <td>5</td> </tr> <tr> <td>E</td> <td>7.62</td> <td>8.25</td> <td>0.300</td> <td>0.325</td> <td>6</td> </tr> <tr> <td>E1</td> <td>6.10</td> <td>7.11</td> <td>0.240</td> <td>0.280</td> <td>5</td> </tr> <tr> <td>e</td> <td colspan="2">2.54 BSC</td> <td colspan="2">0.100 BSC</td> <td>-</td> </tr> <tr> <td>e_A</td> <td colspan="2">7.62 BSC</td> <td colspan="2">0.300 BSC</td> <td>6</td> </tr> <tr> <td>e_B</td> <td>-</td> <td>10.92</td> <td>-</td> <td>0.430</td> <td>7</td> </tr> <tr> <td>L</td> <td>2.93</td> <td>3.81</td> <td>0.115</td> <td>0.150</td> <td>4</td> </tr> <tr> <td>N</td> <td colspan="2">16</td> <td colspan="2">16</td> <td>9</td> </tr> </tbody> </table>	Package	PDIP					Pins	16 Lead Dual-in-Line					JEDEC	E16.3 MS-001-BB Issue D						Millimeters		Inches		Notes	Min	Max	Min	Max	A	-	5.33	-	0.210	4	A1	0.39	-	0.015	-	4	A2	2.93	4.95	0.115	0.195	-	B	0.356	0.558	0.014	0.022	-	B1	1.15	1.77	0.045	0.070	8, 10	C	0.204	0.355	0.008	0.014	-	D	18.66	19.68	0.735	0.775	5	D1	0.13	-	0.005	-	5	E	7.62	8.25	0.300	0.325	6	E1	6.10	7.11	0.240	0.280	5	e	2.54 BSC		0.100 BSC		-	e _A	7.62 BSC		0.300 BSC		6	e _B	-	10.92	-	0.430	7	L	2.93	3.81	0.115	0.150	4	N	16		16		9
Package	PDIP																																																																																																																							
Pins	16 Lead Dual-in-Line																																																																																																																							
JEDEC	E16.3 MS-001-BB Issue D																																																																																																																							
	Millimeters		Inches		Notes																																																																																																																			
	Min	Max	Min	Max																																																																																																																				
A	-	5.33	-	0.210	4																																																																																																																			
A1	0.39	-	0.015	-	4																																																																																																																			
A2	2.93	4.95	0.115	0.195	-																																																																																																																			
B	0.356	0.558	0.014	0.022	-																																																																																																																			
B1	1.15	1.77	0.045	0.070	8, 10																																																																																																																			
C	0.204	0.355	0.008	0.014	-																																																																																																																			
D	18.66	19.68	0.735	0.775	5																																																																																																																			
D1	0.13	-	0.005	-	5																																																																																																																			
E	7.62	8.25	0.300	0.325	6																																																																																																																			
E1	6.10	7.11	0.240	0.280	5																																																																																																																			
e	2.54 BSC		0.100 BSC		-																																																																																																																			
e _A	7.62 BSC		0.300 BSC		6																																																																																																																			
e _B	-	10.92	-	0.430	7																																																																																																																			
L	2.93	3.81	0.115	0.150	4																																																																																																																			
N	16		16		9																																																																																																																			
<p>SOIC-8</p>		<table border="1"> <thead> <tr> <th>Package</th> <th colspan="5">SOIC</th> </tr> <tr> <th>Pins</th> <td colspan="5">16</td> </tr> <tr> <th>JEDEC</th> <td colspan="5">M16.15 (JEDEC MS-012-AC Issue C)</td> </tr> <tr> <th rowspan="2"></th> <th colspan="2">Millimeters</th> <th colspan="2">Inches</th> <th rowspan="2">Notes</th> </tr> <tr> <th>Min</th> <th>Max</th> <th>Min</th> <th>Max</th> </tr> </thead> <tbody> <tr> <td>A</td> <td>1.35</td> <td>1.75</td> <td>0.0532</td> <td>0.0688</td> <td>-</td> </tr> <tr> <td>A1</td> <td>0.10</td> <td>0.25</td> <td>0.0040</td> <td>0.0098</td> <td>-</td> </tr> <tr> <td>B</td> <td>0.33</td> <td>0.51</td> <td>0.013</td> <td>0.020</td> <td>9</td> </tr> <tr> <td>C</td> <td>0.19</td> <td>0.25</td> <td>0.0075</td> <td>0.0098</td> <td>-</td> </tr> <tr> <td>D</td> <td>9.80</td> <td>10.00</td> <td>0.3859</td> <td>0.3937</td> <td>3</td> </tr> <tr> <td>E</td> <td>3.80</td> <td>4.00</td> <td>0.1497</td> <td>0.1574</td> <td>4</td> </tr> <tr> <td>e</td> <td colspan="2">1.27 BSC</td> <td colspan="2">0.050 BSC</td> <td>-</td> </tr> <tr> <td>H</td> <td>5.80</td> <td>6.20</td> <td>0.2284</td> <td>0.2440</td> <td>-</td> </tr> <tr> <td>h</td> <td>0.25</td> <td>0.50</td> <td>0.0099</td> <td>0.0196</td> <td>5</td> </tr> <tr> <td>L</td> <td>0.40</td> <td>1.27</td> <td>0.016</td> <td>0.050</td> <td>6</td> </tr> <tr> <td>N</td> <td colspan="2">16</td> <td colspan="2">16</td> <td>7</td> </tr> <tr> <td>μ</td> <td>0°</td> <td>8°</td> <td>0°</td> <td>8°</td> <td>-</td> </tr> </tbody> </table>	Package	SOIC					Pins	16					JEDEC	M16.15 (JEDEC MS-012-AC Issue C)						Millimeters		Inches		Notes	Min	Max	Min	Max	A	1.35	1.75	0.0532	0.0688	-	A1	0.10	0.25	0.0040	0.0098	-	B	0.33	0.51	0.013	0.020	9	C	0.19	0.25	0.0075	0.0098	-	D	9.80	10.00	0.3859	0.3937	3	E	3.80	4.00	0.1497	0.1574	4	e	1.27 BSC		0.050 BSC		-	H	5.80	6.20	0.2284	0.2440	-	h	0.25	0.50	0.0099	0.0196	5	L	0.40	1.27	0.016	0.050	6	N	16		16		7	μ	0°	8°	0°	8°	-																		
Package	SOIC																																																																																																																							
Pins	16																																																																																																																							
JEDEC	M16.15 (JEDEC MS-012-AC Issue C)																																																																																																																							
	Millimeters		Inches		Notes																																																																																																																			
	Min	Max	Min	Max																																																																																																																				
A	1.35	1.75	0.0532	0.0688	-																																																																																																																			
A1	0.10	0.25	0.0040	0.0098	-																																																																																																																			
B	0.33	0.51	0.013	0.020	9																																																																																																																			
C	0.19	0.25	0.0075	0.0098	-																																																																																																																			
D	9.80	10.00	0.3859	0.3937	3																																																																																																																			
E	3.80	4.00	0.1497	0.1574	4																																																																																																																			
e	1.27 BSC		0.050 BSC		-																																																																																																																			
H	5.80	6.20	0.2284	0.2440	-																																																																																																																			
h	0.25	0.50	0.0099	0.0196	5																																																																																																																			
L	0.40	1.27	0.016	0.050	6																																																																																																																			
N	16		16		7																																																																																																																			
μ	0°	8°	0°	8°	-																																																																																																																			

SPA Package Outlines (continued)

<p>SOIC-16</p>		<table border="1"> <thead> <tr> <th>Package</th> <th colspan="5">SOIC</th> </tr> <tr> <th>Pins</th> <th colspan="5">16</th> </tr> <tr> <th>JEDEC</th> <th colspan="5">M16.15 (JEDEC MS-012-AC Issue C)</th> </tr> <tr> <th rowspan="2"></th> <th colspan="2">Millimeters</th> <th colspan="2">Inches</th> <th rowspan="2">Notes</th> </tr> <tr> <th>Min</th> <th>Max</th> <th>Min</th> <th>Max</th> </tr> </thead> <tbody> <tr> <td>A</td> <td>1.35</td> <td>1.75</td> <td>0.0532</td> <td>0.0688</td> <td>-</td> </tr> <tr> <td>A1</td> <td>0.10</td> <td>0.25</td> <td>0.0040</td> <td>0.0098</td> <td>-</td> </tr> <tr> <td>B</td> <td>0.33</td> <td>0.51</td> <td>0.013</td> <td>0.020</td> <td>9</td> </tr> <tr> <td>C</td> <td>0.19</td> <td>0.25</td> <td>0.0075</td> <td>0.0098</td> <td>-</td> </tr> <tr> <td>D</td> <td>9.80</td> <td>10.00</td> <td>0.3859</td> <td>0.3937</td> <td>3</td> </tr> <tr> <td>E</td> <td>3.80</td> <td>4.00</td> <td>0.1497</td> <td>0.1574</td> <td>4</td> </tr> <tr> <td>e</td> <td colspan="2">1.27 BSC</td> <td colspan="2">0.050 BSC</td> <td>-</td> </tr> <tr> <td>H</td> <td>5.80</td> <td>6.20</td> <td>0.2284</td> <td>0.2440</td> <td>-</td> </tr> <tr> <td>h</td> <td>0.25</td> <td>0.50</td> <td>0.0099</td> <td>0.0196</td> <td>5</td> </tr> <tr> <td>L</td> <td>0.40</td> <td>1.27</td> <td>0.016</td> <td>0.050</td> <td>6</td> </tr> <tr> <td>N</td> <td colspan="2">16</td> <td colspan="2">16</td> <td>7</td> </tr> <tr> <td>μ</td> <td>0°</td> <td>8°</td> <td>0°</td> <td>8°</td> <td>-</td> </tr> </tbody> </table>	Package	SOIC					Pins	16					JEDEC	M16.15 (JEDEC MS-012-AC Issue C)						Millimeters		Inches		Notes	Min	Max	Min	Max	A	1.35	1.75	0.0532	0.0688	-	A1	0.10	0.25	0.0040	0.0098	-	B	0.33	0.51	0.013	0.020	9	C	0.19	0.25	0.0075	0.0098	-	D	9.80	10.00	0.3859	0.3937	3	E	3.80	4.00	0.1497	0.1574	4	e	1.27 BSC		0.050 BSC		-	H	5.80	6.20	0.2284	0.2440	-	h	0.25	0.50	0.0099	0.0196	5	L	0.40	1.27	0.016	0.050	6	N	16		16		7	μ	0°	8°	0°	8°	-
Package	SOIC																																																																																																					
Pins	16																																																																																																					
JEDEC	M16.15 (JEDEC MS-012-AC Issue C)																																																																																																					
	Millimeters		Inches		Notes																																																																																																	
	Min	Max	Min	Max																																																																																																		
A	1.35	1.75	0.0532	0.0688	-																																																																																																	
A1	0.10	0.25	0.0040	0.0098	-																																																																																																	
B	0.33	0.51	0.013	0.020	9																																																																																																	
C	0.19	0.25	0.0075	0.0098	-																																																																																																	
D	9.80	10.00	0.3859	0.3937	3																																																																																																	
E	3.80	4.00	0.1497	0.1574	4																																																																																																	
e	1.27 BSC		0.050 BSC		-																																																																																																	
H	5.80	6.20	0.2284	0.2440	-																																																																																																	
h	0.25	0.50	0.0099	0.0196	5																																																																																																	
L	0.40	1.27	0.016	0.050	6																																																																																																	
N	16		16		7																																																																																																	
μ	0°	8°	0°	8°	-																																																																																																	
<p>MSOP-8</p>		<table border="1"> <thead> <tr> <th>Package</th> <th colspan="4">MSOP-8</th> </tr> <tr> <th>Pins</th> <th colspan="4">8</th> </tr> <tr> <th rowspan="2"></th> <th colspan="2">Millimeters</th> <th colspan="2">Inches</th> </tr> <tr> <th>Min</th> <th>Max</th> <th>Min</th> <th>Max</th> </tr> </thead> <tbody> <tr> <td>D</td> <td>2.90</td> <td>3.10</td> <td>0.114</td> <td>.122</td> </tr> <tr> <td>E</td> <td>4.78</td> <td>4.98</td> <td>.188</td> <td>.196</td> </tr> <tr> <td>E1</td> <td>2.90</td> <td>3.10</td> <td>.114</td> <td>.122</td> </tr> <tr> <td>A</td> <td>0.87</td> <td>1.17</td> <td>.034</td> <td>.046</td> </tr> <tr> <td>A1</td> <td>0.05</td> <td>0.25</td> <td>.002</td> <td>0.010</td> </tr> <tr> <td>B</td> <td>-</td> <td>0.30TYP</td> <td>-</td> <td>0.012TYP</td> </tr> <tr> <td>C</td> <td>-</td> <td>0.65TYP</td> <td>-</td> <td>0.026TYP</td> </tr> <tr> <td>L1</td> <td>0.52</td> <td>0.54</td> <td>0.020</td> <td>0.021</td> </tr> <tr> <td>L2</td> <td>-</td> <td>0.18TYP</td> <td>-</td> <td>.007TYP</td> </tr> <tr> <td>F</td> <td>-</td> <td>5.28</td> <td>-</td> <td>.208</td> </tr> <tr> <td>F1</td> <td>-</td> <td>4.24</td> <td>-</td> <td>.167</td> </tr> <tr> <td>G</td> <td>-</td> <td>0.65</td> <td>-</td> <td>0.026</td> </tr> <tr> <td>H</td> <td>-</td> <td>0.38</td> <td>-</td> <td>.015</td> </tr> <tr> <td>I</td> <td>-</td> <td>1.04</td> <td>-</td> <td>.041</td> </tr> </tbody> </table>	Package	MSOP-8				Pins	8					Millimeters		Inches		Min	Max	Min	Max	D	2.90	3.10	0.114	.122	E	4.78	4.98	.188	.196	E1	2.90	3.10	.114	.122	A	0.87	1.17	.034	.046	A1	0.05	0.25	.002	0.010	B	-	0.30TYP	-	0.012TYP	C	-	0.65TYP	-	0.026TYP	L1	0.52	0.54	0.020	0.021	L2	-	0.18TYP	-	.007TYP	F	-	5.28	-	.208	F1	-	4.24	-	.167	G	-	0.65	-	0.026	H	-	0.38	-	.015	I	-	1.04	-	.041											
Package	MSOP-8																																																																																																					
Pins	8																																																																																																					
	Millimeters		Inches																																																																																																			
	Min	Max	Min	Max																																																																																																		
D	2.90	3.10	0.114	.122																																																																																																		
E	4.78	4.98	.188	.196																																																																																																		
E1	2.90	3.10	.114	.122																																																																																																		
A	0.87	1.17	.034	.046																																																																																																		
A1	0.05	0.25	.002	0.010																																																																																																		
B	-	0.30TYP	-	0.012TYP																																																																																																		
C	-	0.65TYP	-	0.026TYP																																																																																																		
L1	0.52	0.54	0.020	0.021																																																																																																		
L2	-	0.18TYP	-	.007TYP																																																																																																		
F	-	5.28	-	.208																																																																																																		
F1	-	4.24	-	.167																																																																																																		
G	-	0.65	-	0.026																																																																																																		
H	-	0.38	-	.015																																																																																																		
I	-	1.04	-	.041																																																																																																		
<p>MSOP-10</p>		<table border="1"> <thead> <tr> <th>Package</th> <th colspan="4">MSOP10</th> </tr> <tr> <th>Pins</th> <th colspan="4">10</th> </tr> <tr> <th rowspan="2"></th> <th colspan="2">Millimeters</th> <th colspan="2">Inches</th> </tr> <tr> <th>Min</th> <th>Max</th> <th>Min</th> <th>Max</th> </tr> </thead> <tbody> <tr> <td>A</td> <td>-</td> <td>1.10</td> <td>-</td> <td>0.043</td> </tr> <tr> <td>A1</td> <td>0.00</td> <td>0.15</td> <td>0.000</td> <td>0.006</td> </tr> <tr> <td>B</td> <td>0.17</td> <td>0.27</td> <td>0.007</td> <td>0.011</td> </tr> <tr> <td>c</td> <td>0.08</td> <td>0.23</td> <td>0.003</td> <td>0.009</td> </tr> <tr> <td>D</td> <td>2.90</td> <td>3.10</td> <td>0.114</td> <td>0.122</td> </tr> <tr> <td>E</td> <td>4.67</td> <td>5.10</td> <td>0.184</td> <td>0.200</td> </tr> <tr> <td>E1</td> <td>2.90</td> <td>3.10</td> <td>0.114</td> <td>0.122</td> </tr> <tr> <td>e</td> <td colspan="2">0.50 BSC</td> <td colspan="2">0.020 BSC</td> </tr> <tr> <td>HE</td> <td>0.40</td> <td>0.80</td> <td>0.016</td> <td>0.031</td> </tr> </tbody> </table>	Package	MSOP10				Pins	10					Millimeters		Inches		Min	Max	Min	Max	A	-	1.10	-	0.043	A1	0.00	0.15	0.000	0.006	B	0.17	0.27	0.007	0.011	c	0.08	0.23	0.003	0.009	D	2.90	3.10	0.114	0.122	E	4.67	5.10	0.184	0.200	E1	2.90	3.10	0.114	0.122	e	0.50 BSC		0.020 BSC		HE	0.40	0.80	0.016	0.031																																				
Package	MSOP10																																																																																																					
Pins	10																																																																																																					
	Millimeters		Inches																																																																																																			
	Min	Max	Min	Max																																																																																																		
A	-	1.10	-	0.043																																																																																																		
A1	0.00	0.15	0.000	0.006																																																																																																		
B	0.17	0.27	0.007	0.011																																																																																																		
c	0.08	0.23	0.003	0.009																																																																																																		
D	2.90	3.10	0.114	0.122																																																																																																		
E	4.67	5.10	0.184	0.200																																																																																																		
E1	2.90	3.10	0.114	0.122																																																																																																		
e	0.50 BSC		0.020 BSC																																																																																																			
HE	0.40	0.80	0.016	0.031																																																																																																		

SPA Package Outlines (continued)

<p>SOT23-3</p>		<table border="1"> <thead> <tr> <th>Package</th> <th colspan="4">SOT23-3</th> </tr> <tr> <th>Pins</th> <th colspan="4">3</th> </tr> <tr> <th>JEDEC</th> <th colspan="4">TO-236</th> </tr> <tr> <th rowspan="2"></th> <th colspan="2">Millimeters</th> <th colspan="2">Inches</th> </tr> <tr> <th>Min</th> <th>Max</th> <th>Min</th> <th>Max</th> </tr> </thead> <tbody> <tr> <td>A</td> <td>0.89</td> <td>1.12</td> <td>0.035</td> <td>0.044</td> </tr> <tr> <td>A1</td> <td>0.01</td> <td>0.1</td> <td>0.0004</td> <td>0.004</td> </tr> <tr> <td>b</td> <td>0.3</td> <td>0.5</td> <td>0.012</td> <td>0.020</td> </tr> <tr> <td>c</td> <td>0.08</td> <td>0.2</td> <td>0.003</td> <td>0.008</td> </tr> <tr> <td>D</td> <td>2.8</td> <td>3.04</td> <td>0.110</td> <td>0.120</td> </tr> <tr> <td>E</td> <td>2.1</td> <td>2.64</td> <td>0.083</td> <td>0.104</td> </tr> <tr> <td>E1</td> <td>1.2</td> <td>1.4</td> <td>0.047</td> <td>0.055</td> </tr> <tr> <td>e</td> <td colspan="2">0.95 BSC</td> <td colspan="2">0.038 BSC</td> </tr> <tr> <td>e1</td> <td colspan="2">1.90 BSC</td> <td colspan="2">0.075 BSC</td> </tr> <tr> <td>L1</td> <td colspan="2">0.54 REF</td> <td colspan="2">0.021 REF</td> </tr> <tr> <td>M</td> <td></td> <td>2.29</td> <td></td> <td>.090</td> </tr> <tr> <td>N</td> <td></td> <td>0.95</td> <td></td> <td>0.038</td> </tr> <tr> <td>O</td> <td></td> <td>0.78</td> <td></td> <td>.030TYP</td> </tr> <tr> <td>P</td> <td></td> <td>0.78</td> <td></td> <td>.030TYP</td> </tr> </tbody> </table>	Package	SOT23-3				Pins	3				JEDEC	TO-236					Millimeters		Inches		Min	Max	Min	Max	A	0.89	1.12	0.035	0.044	A1	0.01	0.1	0.0004	0.004	b	0.3	0.5	0.012	0.020	c	0.08	0.2	0.003	0.008	D	2.8	3.04	0.110	0.120	E	2.1	2.64	0.083	0.104	E1	1.2	1.4	0.047	0.055	e	0.95 BSC		0.038 BSC		e1	1.90 BSC		0.075 BSC		L1	0.54 REF		0.021 REF		M		2.29		.090	N		0.95		0.038	O		0.78		.030TYP	P		0.78		.030TYP
Package	SOT23-3																																																																																															
Pins	3																																																																																															
JEDEC	TO-236																																																																																															
	Millimeters		Inches																																																																																													
	Min	Max	Min	Max																																																																																												
A	0.89	1.12	0.035	0.044																																																																																												
A1	0.01	0.1	0.0004	0.004																																																																																												
b	0.3	0.5	0.012	0.020																																																																																												
c	0.08	0.2	0.003	0.008																																																																																												
D	2.8	3.04	0.110	0.120																																																																																												
E	2.1	2.64	0.083	0.104																																																																																												
E1	1.2	1.4	0.047	0.055																																																																																												
e	0.95 BSC		0.038 BSC																																																																																													
e1	1.90 BSC		0.075 BSC																																																																																													
L1	0.54 REF		0.021 REF																																																																																													
M		2.29		.090																																																																																												
N		0.95		0.038																																																																																												
O		0.78		.030TYP																																																																																												
P		0.78		.030TYP																																																																																												
<p>SOT143</p>		<table border="1"> <thead> <tr> <th>Package</th> <th colspan="4">SOT143-4</th> </tr> <tr> <th>Pins</th> <th colspan="4">4</th> </tr> <tr> <th>JEDEC</th> <th colspan="4">TO-253</th> </tr> <tr> <th rowspan="2"></th> <th colspan="2">Millimeters</th> <th colspan="2">Inches</th> </tr> <tr> <th>Min</th> <th>Max</th> <th>Min</th> <th>Max</th> </tr> </thead> <tbody> <tr> <td>A</td> <td>0.08</td> <td>1.22</td> <td>0.003</td> <td>0.048</td> </tr> <tr> <td>A1</td> <td>0.05</td> <td>0.15</td> <td>0.002</td> <td>0.006</td> </tr> <tr> <td>b</td> <td>0.30</td> <td>0.50</td> <td>0.012</td> <td>0.020</td> </tr> <tr> <td>b2</td> <td>0.76</td> <td>0.89</td> <td>0.030</td> <td>0.035</td> </tr> <tr> <td>c</td> <td>0.08</td> <td>0.20</td> <td>0.003</td> <td>0.008</td> </tr> <tr> <td>D</td> <td>2.80</td> <td>3.04</td> <td>0.110</td> <td>0.120</td> </tr> <tr> <td>E</td> <td>2.10</td> <td>2.64</td> <td>0.082</td> <td>0.104</td> </tr> <tr> <td>E1</td> <td>1.20</td> <td>1.40</td> <td>0.047</td> <td>0.055</td> </tr> <tr> <td>e</td> <td colspan="2">1.92 BSC</td> <td colspan="2">0.076 BSC</td> </tr> <tr> <td>e1</td> <td colspan="2">0.20 BSC</td> <td colspan="2">0.008 BSC</td> </tr> <tr> <td>L</td> <td>0.4</td> <td>0.6</td> <td>0.016</td> <td>0.024</td> </tr> <tr> <td>L1</td> <td colspan="2">0.550 REF</td> <td colspan="2">0.022 REF</td> </tr> </tbody> </table>	Package	SOT143-4				Pins	4				JEDEC	TO-253					Millimeters		Inches		Min	Max	Min	Max	A	0.08	1.22	0.003	0.048	A1	0.05	0.15	0.002	0.006	b	0.30	0.50	0.012	0.020	b2	0.76	0.89	0.030	0.035	c	0.08	0.20	0.003	0.008	D	2.80	3.04	0.110	0.120	E	2.10	2.64	0.082	0.104	E1	1.20	1.40	0.047	0.055	e	1.92 BSC		0.076 BSC		e1	0.20 BSC		0.008 BSC		L	0.4	0.6	0.016	0.024	L1	0.550 REF		0.022 REF											
Package	SOT143-4																																																																																															
Pins	4																																																																																															
JEDEC	TO-253																																																																																															
	Millimeters		Inches																																																																																													
	Min	Max	Min	Max																																																																																												
A	0.08	1.22	0.003	0.048																																																																																												
A1	0.05	0.15	0.002	0.006																																																																																												
b	0.30	0.50	0.012	0.020																																																																																												
b2	0.76	0.89	0.030	0.035																																																																																												
c	0.08	0.20	0.003	0.008																																																																																												
D	2.80	3.04	0.110	0.120																																																																																												
E	2.10	2.64	0.082	0.104																																																																																												
E1	1.20	1.40	0.047	0.055																																																																																												
e	1.92 BSC		0.076 BSC																																																																																													
e1	0.20 BSC		0.008 BSC																																																																																													
L	0.4	0.6	0.016	0.024																																																																																												
L1	0.550 REF		0.022 REF																																																																																													
<p>SOT23-5</p>		<table border="1"> <thead> <tr> <th>Package</th> <th colspan="4">SOT23-5</th> </tr> <tr> <th>Pins</th> <th colspan="4">5</th> </tr> <tr> <th>JEDEC</th> <th colspan="4">MO-178</th> </tr> <tr> <th rowspan="2"></th> <th colspan="2">Millimeters</th> <th colspan="2">Inches</th> </tr> <tr> <th>Min</th> <th>Max</th> <th>Min</th> <th>Max</th> </tr> </thead> <tbody> <tr> <td>A</td> <td>-</td> <td>1.45</td> <td>-</td> <td>0.057</td> </tr> <tr> <td>A1</td> <td>0</td> <td>0.15</td> <td>0</td> <td>0.006</td> </tr> <tr> <td>b</td> <td>0.3</td> <td>0.5</td> <td>0.012</td> <td>0.020</td> </tr> <tr> <td>c</td> <td>0.08</td> <td>0.22</td> <td>0.003</td> <td>0.009</td> </tr> <tr> <td>D</td> <td>2.75</td> <td>3.05</td> <td>0.108</td> <td>0.120</td> </tr> <tr> <td>E</td> <td>2.6</td> <td>3.0</td> <td>0.102</td> <td>0.118</td> </tr> <tr> <td>E1</td> <td>1.45</td> <td>1.75</td> <td>0.057</td> <td>0.069</td> </tr> <tr> <td>e</td> <td colspan="2">0.95 BSC</td> <td colspan="2">0.038 BSC</td> </tr> <tr> <td>e1</td> <td colspan="2">1.90 BSC</td> <td colspan="2">0.075 BSC</td> </tr> <tr> <td>L1</td> <td colspan="2">0.60 REF</td> <td colspan="2">0.024 REF</td> </tr> <tr> <td>M</td> <td></td> <td>2.59</td> <td></td> <td>.102</td> </tr> <tr> <td>N</td> <td></td> <td>0.95</td> <td></td> <td>.038</td> </tr> <tr> <td>O</td> <td></td> <td>0.69</td> <td></td> <td>.027TYP</td> </tr> <tr> <td>P</td> <td></td> <td>0.99</td> <td></td> <td>.039TYP</td> </tr> </tbody> </table>	Package	SOT23-5				Pins	5				JEDEC	MO-178					Millimeters		Inches		Min	Max	Min	Max	A	-	1.45	-	0.057	A1	0	0.15	0	0.006	b	0.3	0.5	0.012	0.020	c	0.08	0.22	0.003	0.009	D	2.75	3.05	0.108	0.120	E	2.6	3.0	0.102	0.118	E1	1.45	1.75	0.057	0.069	e	0.95 BSC		0.038 BSC		e1	1.90 BSC		0.075 BSC		L1	0.60 REF		0.024 REF		M		2.59		.102	N		0.95		.038	O		0.69		.027TYP	P		0.99		.039TYP
Package	SOT23-5																																																																																															
Pins	5																																																																																															
JEDEC	MO-178																																																																																															
	Millimeters		Inches																																																																																													
	Min	Max	Min	Max																																																																																												
A	-	1.45	-	0.057																																																																																												
A1	0	0.15	0	0.006																																																																																												
b	0.3	0.5	0.012	0.020																																																																																												
c	0.08	0.22	0.003	0.009																																																																																												
D	2.75	3.05	0.108	0.120																																																																																												
E	2.6	3.0	0.102	0.118																																																																																												
E1	1.45	1.75	0.057	0.069																																																																																												
e	0.95 BSC		0.038 BSC																																																																																													
e1	1.90 BSC		0.075 BSC																																																																																													
L1	0.60 REF		0.024 REF																																																																																													
M		2.59		.102																																																																																												
N		0.95		.038																																																																																												
O		0.69		.027TYP																																																																																												
P		0.99		.039TYP																																																																																												

SPA Package Outlines (continued)

<p>SOT23-6</p>		<table border="1"> <thead> <tr> <th>Package</th> <th colspan="4">SOT23-6</th> </tr> <tr> <th>Pins</th> <th colspan="4">6</th> </tr> <tr> <th>JEDEC</th> <th colspan="4">MO-178</th> </tr> <tr> <th rowspan="2"></th> <th colspan="2">Millimeters</th> <th colspan="2">Inches</th> </tr> <tr> <th>Min</th> <th>Max</th> <th>Min</th> <th>Max</th> </tr> </thead> <tbody> <tr> <td>A</td> <td>-</td> <td>1.45</td> <td>-</td> <td>0.057</td> </tr> <tr> <td>A1</td> <td>0</td> <td>0.15</td> <td>0</td> <td>0.006</td> </tr> <tr> <td>b</td> <td>0.3</td> <td>0.5</td> <td>0.012</td> <td>0.020</td> </tr> <tr> <td>c</td> <td>0.08</td> <td>0.22</td> <td>0.003</td> <td>0.009</td> </tr> <tr> <td>D</td> <td>2.75</td> <td>3.05</td> <td>0.108</td> <td>0.120</td> </tr> <tr> <td>E</td> <td>2.6</td> <td>3.0</td> <td>0.102</td> <td>0.118</td> </tr> <tr> <td>E1</td> <td>1.45</td> <td>1.75</td> <td>0.057</td> <td>0.069</td> </tr> <tr> <td>e</td> <td colspan="2">0.95 BSC</td> <td colspan="2">0.038 BSC</td> </tr> <tr> <td>e1</td> <td colspan="2">1.90 BSC</td> <td colspan="2">0.075 BSC</td> </tr> <tr> <td>L1</td> <td colspan="2">0.60 REF</td> <td colspan="2">0.024 REF</td> </tr> <tr> <td>M</td> <td></td> <td>2.59</td> <td></td> <td>.102</td> </tr> <tr> <td>N</td> <td></td> <td>0.95</td> <td></td> <td>0.038</td> </tr> <tr> <td>O</td> <td></td> <td>0.69</td> <td></td> <td>.027TYP</td> </tr> <tr> <td>P</td> <td></td> <td>0.99</td> <td></td> <td>.039TYP</td> </tr> </tbody> </table>	Package	SOT23-6				Pins	6				JEDEC	MO-178					Millimeters		Inches		Min	Max	Min	Max	A	-	1.45	-	0.057	A1	0	0.15	0	0.006	b	0.3	0.5	0.012	0.020	c	0.08	0.22	0.003	0.009	D	2.75	3.05	0.108	0.120	E	2.6	3.0	0.102	0.118	E1	1.45	1.75	0.057	0.069	e	0.95 BSC		0.038 BSC		e1	1.90 BSC		0.075 BSC		L1	0.60 REF		0.024 REF		M		2.59		.102	N		0.95		0.038	O		0.69		.027TYP	P		0.99		.039TYP
Package	SOT23-6																																																																																															
Pins	6																																																																																															
JEDEC	MO-178																																																																																															
	Millimeters		Inches																																																																																													
	Min	Max	Min	Max																																																																																												
A	-	1.45	-	0.057																																																																																												
A1	0	0.15	0	0.006																																																																																												
b	0.3	0.5	0.012	0.020																																																																																												
c	0.08	0.22	0.003	0.009																																																																																												
D	2.75	3.05	0.108	0.120																																																																																												
E	2.6	3.0	0.102	0.118																																																																																												
E1	1.45	1.75	0.057	0.069																																																																																												
e	0.95 BSC		0.038 BSC																																																																																													
e1	1.90 BSC		0.075 BSC																																																																																													
L1	0.60 REF		0.024 REF																																																																																													
M		2.59		.102																																																																																												
N		0.95		0.038																																																																																												
O		0.69		.027TYP																																																																																												
P		0.99		.039TYP																																																																																												
<p>SC70-3</p>		<table border="1"> <thead> <tr> <th>Package</th> <th colspan="4">SC70-3</th> </tr> <tr> <th>Pins</th> <th colspan="4">3</th> </tr> <tr> <th>JEDEC</th> <th colspan="4">MO-203 Issue A</th> </tr> <tr> <th rowspan="2"></th> <th colspan="2">Millimeters</th> <th colspan="2">Inches</th> </tr> <tr> <th>Min</th> <th>Max</th> <th>Min</th> <th>Max</th> </tr> </thead> <tbody> <tr> <td>A</td> <td>0.80</td> <td>1.10</td> <td>0.031</td> <td>0.043</td> </tr> <tr> <td>A1</td> <td>0.00</td> <td>0.10</td> <td>0.000</td> <td>0.004</td> </tr> <tr> <td>A2</td> <td>0.70</td> <td>1.00</td> <td>0.028</td> <td>0.039</td> </tr> <tr> <td>B</td> <td>0.15</td> <td>0.30</td> <td>0.006</td> <td>0.012</td> </tr> <tr> <td>c</td> <td>0.08</td> <td>0.25</td> <td>0.003</td> <td>0.010</td> </tr> <tr> <td>D</td> <td>1.85</td> <td>2.25</td> <td>0.073</td> <td>0.089</td> </tr> <tr> <td>E</td> <td>1.15</td> <td>1.35</td> <td>0.045</td> <td>0.053</td> </tr> <tr> <td>e</td> <td colspan="2">0.66 BSC</td> <td colspan="2">0.026 BSC</td> </tr> <tr> <td>HE</td> <td>2.00</td> <td>2.40</td> <td>0.079</td> <td>0.094</td> </tr> <tr> <td>L</td> <td>0.26</td> <td>0.46</td> <td>0.010</td> <td>0.018</td> </tr> </tbody> </table>	Package	SC70-3				Pins	3				JEDEC	MO-203 Issue A					Millimeters		Inches		Min	Max	Min	Max	A	0.80	1.10	0.031	0.043	A1	0.00	0.10	0.000	0.004	A2	0.70	1.00	0.028	0.039	B	0.15	0.30	0.006	0.012	c	0.08	0.25	0.003	0.010	D	1.85	2.25	0.073	0.089	E	1.15	1.35	0.045	0.053	e	0.66 BSC		0.026 BSC		HE	2.00	2.40	0.079	0.094	L	0.26	0.46	0.010	0.018																				
Package	SC70-3																																																																																															
Pins	3																																																																																															
JEDEC	MO-203 Issue A																																																																																															
	Millimeters		Inches																																																																																													
	Min	Max	Min	Max																																																																																												
A	0.80	1.10	0.031	0.043																																																																																												
A1	0.00	0.10	0.000	0.004																																																																																												
A2	0.70	1.00	0.028	0.039																																																																																												
B	0.15	0.30	0.006	0.012																																																																																												
c	0.08	0.25	0.003	0.010																																																																																												
D	1.85	2.25	0.073	0.089																																																																																												
E	1.15	1.35	0.045	0.053																																																																																												
e	0.66 BSC		0.026 BSC																																																																																													
HE	2.00	2.40	0.079	0.094																																																																																												
L	0.26	0.46	0.010	0.018																																																																																												
<p>SC70-5</p>		<table border="1"> <thead> <tr> <th>Package</th> <th colspan="4">SC70-5</th> </tr> <tr> <th>Pins</th> <th colspan="4">5</th> </tr> <tr> <th>JEDEC</th> <th colspan="4">MO-203 Issue A</th> </tr> <tr> <th rowspan="2"></th> <th colspan="2">Millimeters</th> <th colspan="2">Inches</th> </tr> <tr> <th>Min</th> <th>Max</th> <th>Min</th> <th>Max</th> </tr> </thead> <tbody> <tr> <td>A</td> <td>0.80</td> <td>1.10</td> <td>0.031</td> <td>0.043</td> </tr> <tr> <td>A1</td> <td>0.00</td> <td>0.10</td> <td>0.000</td> <td>0.004</td> </tr> <tr> <td>A2</td> <td>0.70</td> <td>1.00</td> <td>0.028</td> <td>0.039</td> </tr> <tr> <td>B</td> <td>0.15</td> <td>0.30</td> <td>0.006</td> <td>0.012</td> </tr> <tr> <td>c</td> <td>0.08</td> <td>0.25</td> <td>0.003</td> <td>0.010</td> </tr> <tr> <td>D</td> <td>1.85</td> <td>2.25</td> <td>0.073</td> <td>0.089</td> </tr> <tr> <td>E</td> <td>1.15</td> <td>1.35</td> <td>0.045</td> <td>0.053</td> </tr> <tr> <td>e</td> <td colspan="2">0.65 BSC</td> <td colspan="2">0.026 BSC</td> </tr> <tr> <td>HE</td> <td>2.00</td> <td>2.40</td> <td>0.079</td> <td>0.094</td> </tr> <tr> <td>L</td> <td>0.26</td> <td>0.46</td> <td>0.010</td> <td>0.018</td> </tr> </tbody> </table>	Package	SC70-5				Pins	5				JEDEC	MO-203 Issue A					Millimeters		Inches		Min	Max	Min	Max	A	0.80	1.10	0.031	0.043	A1	0.00	0.10	0.000	0.004	A2	0.70	1.00	0.028	0.039	B	0.15	0.30	0.006	0.012	c	0.08	0.25	0.003	0.010	D	1.85	2.25	0.073	0.089	E	1.15	1.35	0.045	0.053	e	0.65 BSC		0.026 BSC		HE	2.00	2.40	0.079	0.094	L	0.26	0.46	0.010	0.018																				
Package	SC70-5																																																																																															
Pins	5																																																																																															
JEDEC	MO-203 Issue A																																																																																															
	Millimeters		Inches																																																																																													
	Min	Max	Min	Max																																																																																												
A	0.80	1.10	0.031	0.043																																																																																												
A1	0.00	0.10	0.000	0.004																																																																																												
A2	0.70	1.00	0.028	0.039																																																																																												
B	0.15	0.30	0.006	0.012																																																																																												
c	0.08	0.25	0.003	0.010																																																																																												
D	1.85	2.25	0.073	0.089																																																																																												
E	1.15	1.35	0.045	0.053																																																																																												
e	0.65 BSC		0.026 BSC																																																																																													
HE	2.00	2.40	0.079	0.094																																																																																												
L	0.26	0.46	0.010	0.018																																																																																												

SPA Package Outlines (continued)

<p>SC70-6</p>		<table border="1"> <thead> <tr> <th>Package</th> <th colspan="4">SC70-6</th> </tr> <tr> <th>Pins</th> <th colspan="4">6</th> </tr> <tr> <th>JEDEC</th> <th colspan="4">MO-203 Issue A</th> </tr> <tr> <th rowspan="2"></th> <th colspan="2">Millimeters</th> <th colspan="2">Inches</th> </tr> <tr> <th>Min</th> <th>Max</th> <th>Min</th> <th>Max</th> </tr> </thead> <tbody> <tr> <td>A</td> <td>0.80</td> <td>1.10</td> <td>0.031</td> <td>0.043</td> </tr> <tr> <td>A1</td> <td>0.00</td> <td>0.10</td> <td>0.000</td> <td>0.004</td> </tr> <tr> <td>A2</td> <td>0.70</td> <td>1.00</td> <td>0.028</td> <td>0.039</td> </tr> <tr> <td>B</td> <td>0.15</td> <td>0.30</td> <td>0.006</td> <td>0.012</td> </tr> <tr> <td>c</td> <td>0.08</td> <td>0.25</td> <td>0.003</td> <td>0.010</td> </tr> <tr> <td>D</td> <td>1.85</td> <td>2.25</td> <td>0.073</td> <td>0.089</td> </tr> <tr> <td>E</td> <td>1.15</td> <td>1.35</td> <td>0.045</td> <td>0.053</td> </tr> <tr> <td>e</td> <td colspan="2">0.65 BSC</td> <td colspan="2">0.026 BSC</td> </tr> <tr> <td>HE</td> <td>2.00</td> <td>2.40</td> <td>0.079</td> <td>0.094</td> </tr> <tr> <td>L</td> <td>0.26</td> <td>0.46</td> <td>0.010</td> <td>0.018</td> </tr> </tbody> </table>	Package	SC70-6				Pins	6				JEDEC	MO-203 Issue A					Millimeters		Inches		Min	Max	Min	Max	A	0.80	1.10	0.031	0.043	A1	0.00	0.10	0.000	0.004	A2	0.70	1.00	0.028	0.039	B	0.15	0.30	0.006	0.012	c	0.08	0.25	0.003	0.010	D	1.85	2.25	0.073	0.089	E	1.15	1.35	0.045	0.053	e	0.65 BSC		0.026 BSC		HE	2.00	2.40	0.079	0.094	L	0.26	0.46	0.010	0.018
Package	SC70-6																																																																											
Pins	6																																																																											
JEDEC	MO-203 Issue A																																																																											
	Millimeters		Inches																																																																									
	Min	Max	Min	Max																																																																								
A	0.80	1.10	0.031	0.043																																																																								
A1	0.00	0.10	0.000	0.004																																																																								
A2	0.70	1.00	0.028	0.039																																																																								
B	0.15	0.30	0.006	0.012																																																																								
c	0.08	0.25	0.003	0.010																																																																								
D	1.85	2.25	0.073	0.089																																																																								
E	1.15	1.35	0.045	0.053																																																																								
e	0.65 BSC		0.026 BSC																																																																									
HE	2.00	2.40	0.079	0.094																																																																								
L	0.26	0.46	0.010	0.018																																																																								
<p>SOT553</p>		<table border="1"> <thead> <tr> <th>Package</th> <th colspan="4">SOT 553</th> </tr> <tr> <th>Pins</th> <th colspan="4">5</th> </tr> <tr> <th rowspan="2"></th> <th colspan="2">Millimeters</th> <th colspan="2">Inches</th> </tr> <tr> <th>Min</th> <th>Max</th> <th>Min</th> <th>Max</th> </tr> </thead> <tbody> <tr> <td>A</td> <td>0.50</td> <td>0.60</td> <td>0.020</td> <td>0.024</td> </tr> <tr> <td>B</td> <td>0.17</td> <td>0.27</td> <td>0.007</td> <td>0.011</td> </tr> <tr> <td>c</td> <td>0.08</td> <td>0.18</td> <td>0.003</td> <td>0.007</td> </tr> <tr> <td>D</td> <td>1.50</td> <td>1.70</td> <td>0.059</td> <td>0.067</td> </tr> <tr> <td>E</td> <td>1.10</td> <td>1.30</td> <td>0.043</td> <td>0.051</td> </tr> <tr> <td>e</td> <td colspan="2">0.50 BSC</td> <td colspan="2">0.020 BSC</td> </tr> <tr> <td>L</td> <td>0.10</td> <td>0.30</td> <td>0.004</td> <td>0.012</td> </tr> <tr> <td>HE</td> <td>1.50</td> <td>1.70</td> <td>0.059</td> <td>0.067</td> </tr> </tbody> </table>	Package	SOT 553				Pins	5					Millimeters		Inches		Min	Max	Min	Max	A	0.50	0.60	0.020	0.024	B	0.17	0.27	0.007	0.011	c	0.08	0.18	0.003	0.007	D	1.50	1.70	0.059	0.067	E	1.10	1.30	0.043	0.051	e	0.50 BSC		0.020 BSC		L	0.10	0.30	0.004	0.012	HE	1.50	1.70	0.059	0.067															
Package	SOT 553																																																																											
Pins	5																																																																											
	Millimeters		Inches																																																																									
	Min	Max	Min	Max																																																																								
A	0.50	0.60	0.020	0.024																																																																								
B	0.17	0.27	0.007	0.011																																																																								
c	0.08	0.18	0.003	0.007																																																																								
D	1.50	1.70	0.059	0.067																																																																								
E	1.10	1.30	0.043	0.051																																																																								
e	0.50 BSC		0.020 BSC																																																																									
L	0.10	0.30	0.004	0.012																																																																								
HE	1.50	1.70	0.059	0.067																																																																								
<p>SOT563</p>		<table border="1"> <thead> <tr> <th>Package</th> <th colspan="4">SOT 563</th> </tr> <tr> <th>Pins</th> <th colspan="4">6</th> </tr> <tr> <th rowspan="2"></th> <th colspan="2">Millimeters</th> <th colspan="2">Inches</th> </tr> <tr> <th>Min</th> <th>Max</th> <th>Min</th> <th>Max</th> </tr> </thead> <tbody> <tr> <td>A</td> <td>0.50</td> <td>0.60</td> <td>0.020</td> <td>0.024</td> </tr> <tr> <td>B</td> <td>0.17</td> <td>0.27</td> <td>0.007</td> <td>0.011</td> </tr> <tr> <td>c</td> <td>0.08</td> <td>0.18</td> <td>0.003</td> <td>0.007</td> </tr> <tr> <td>D</td> <td>1.50</td> <td>1.70</td> <td>0.059</td> <td>0.067</td> </tr> <tr> <td>E</td> <td>1.10</td> <td>1.30</td> <td>0.043</td> <td>0.051</td> </tr> <tr> <td>e</td> <td colspan="2">0.50 BSC</td> <td colspan="2">0.020 BSC</td> </tr> <tr> <td>L</td> <td>0.10</td> <td>0.30</td> <td>0.004</td> <td>0.012</td> </tr> <tr> <td>HE</td> <td>1.50</td> <td>1.70</td> <td>0.059</td> <td>0.067</td> </tr> </tbody> </table>	Package	SOT 563				Pins	6					Millimeters		Inches		Min	Max	Min	Max	A	0.50	0.60	0.020	0.024	B	0.17	0.27	0.007	0.011	c	0.08	0.18	0.003	0.007	D	1.50	1.70	0.059	0.067	E	1.10	1.30	0.043	0.051	e	0.50 BSC		0.020 BSC		L	0.10	0.30	0.004	0.012	HE	1.50	1.70	0.059	0.067															
Package	SOT 563																																																																											
Pins	6																																																																											
	Millimeters		Inches																																																																									
	Min	Max	Min	Max																																																																								
A	0.50	0.60	0.020	0.024																																																																								
B	0.17	0.27	0.007	0.011																																																																								
c	0.08	0.18	0.003	0.007																																																																								
D	1.50	1.70	0.059	0.067																																																																								
E	1.10	1.30	0.043	0.051																																																																								
e	0.50 BSC		0.020 BSC																																																																									
L	0.10	0.30	0.004	0.012																																																																								
HE	1.50	1.70	0.059	0.067																																																																								

SPA Package Outlines (continued)

<p>SOT953</p>		<table border="1"> <thead> <tr> <th rowspan="3">Symbol</th> <th colspan="4">SOT953</th> </tr> <tr> <th colspan="2">Millimeters</th> <th colspan="2">Inches</th> </tr> <tr> <th>Min</th> <th>Max</th> <th>Min</th> <th>Max</th> </tr> </thead> <tbody> <tr> <td>A</td> <td>0.44</td> <td>0.5</td> <td>0.170</td> <td>0.020</td> </tr> <tr> <td>B</td> <td>0.10</td> <td>0.20</td> <td>0.004</td> <td>0.008</td> </tr> <tr> <td>c</td> <td>0.05</td> <td>0.15</td> <td>0.002</td> <td>0.006</td> </tr> <tr> <td>D</td> <td>0.95</td> <td>1.05</td> <td>0.037</td> <td>0.041</td> </tr> <tr> <td>E</td> <td>0.95</td> <td>1.05</td> <td>0.037</td> <td>0.041</td> </tr> <tr> <td>E1</td> <td>0.75</td> <td>0.85</td> <td>0.029</td> <td>0.033</td> </tr> <tr> <td>e</td> <td colspan="2">0.35 BSC</td> <td colspan="2">0.014 BSC</td> </tr> <tr> <td>L</td> <td>0.05</td> <td>0.15</td> <td>0.002</td> <td>0.006</td> </tr> </tbody> </table>	Symbol	SOT953				Millimeters		Inches		Min	Max	Min	Max	A	0.44	0.5	0.170	0.020	B	0.10	0.20	0.004	0.008	c	0.05	0.15	0.002	0.006	D	0.95	1.05	0.037	0.041	E	0.95	1.05	0.037	0.041	E1	0.75	0.85	0.029	0.033	e	0.35 BSC		0.014 BSC		L	0.05	0.15	0.002	0.006
Symbol	SOT953																																																						
	Millimeters			Inches																																																			
	Min	Max	Min	Max																																																			
A	0.44	0.5	0.170	0.020																																																			
B	0.10	0.20	0.004	0.008																																																			
c	0.05	0.15	0.002	0.006																																																			
D	0.95	1.05	0.037	0.041																																																			
E	0.95	1.05	0.037	0.041																																																			
E1	0.75	0.85	0.029	0.033																																																			
e	0.35 BSC		0.014 BSC																																																				
L	0.05	0.15	0.002	0.006																																																			
<p>SOD723</p>		<table border="1"> <thead> <tr> <th rowspan="3">Symbol</th> <th colspan="4">SOD723</th> </tr> <tr> <th colspan="2">Millimeters</th> <th colspan="2">Inches</th> </tr> <tr> <th>Min</th> <th>Max</th> <th>Min</th> <th>Max</th> </tr> </thead> <tbody> <tr> <td>A</td> <td>0.46</td> <td>0.51</td> <td>0.018</td> <td>0.020</td> </tr> <tr> <td>b</td> <td>0.23</td> <td>0.28</td> <td>0.009</td> <td>0.011</td> </tr> <tr> <td>c</td> <td>0.08</td> <td>0.13</td> <td>0.003</td> <td>0.005</td> </tr> <tr> <td>D</td> <td>0.99</td> <td>1.04</td> <td>0.039</td> <td>0.041</td> </tr> <tr> <td>E</td> <td>0.58</td> <td>0.64</td> <td>0.023</td> <td>0.025</td> </tr> <tr> <td>HE</td> <td>1.37</td> <td>1.47</td> <td>0.054</td> <td>0.058</td> </tr> <tr> <td>L</td> <td>0.15</td> <td>0.25</td> <td>0.006</td> <td>0.010</td> </tr> </tbody> </table>	Symbol	SOD723				Millimeters		Inches		Min	Max	Min	Max	A	0.46	0.51	0.018	0.020	b	0.23	0.28	0.009	0.011	c	0.08	0.13	0.003	0.005	D	0.99	1.04	0.039	0.041	E	0.58	0.64	0.023	0.025	HE	1.37	1.47	0.054	0.058	L	0.15	0.25	0.006	0.010					
Symbol	SOD723																																																						
	Millimeters			Inches																																																			
	Min	Max	Min	Max																																																			
A	0.46	0.51	0.018	0.020																																																			
b	0.23	0.28	0.009	0.011																																																			
c	0.08	0.13	0.003	0.005																																																			
D	0.99	1.04	0.039	0.041																																																			
E	0.58	0.64	0.023	0.025																																																			
HE	1.37	1.47	0.054	0.058																																																			
L	0.15	0.25	0.006	0.010																																																			
<p>SOD882</p>		<table border="1"> <thead> <tr> <th rowspan="3">Symbol</th> <th colspan="4">SOD882</th> </tr> <tr> <th colspan="2">Millimeters</th> <th colspan="2">Inches</th> </tr> <tr> <th>Min</th> <th>Max</th> <th>Min</th> <th>Max</th> </tr> </thead> <tbody> <tr> <td>A</td> <td>0.40</td> <td>0.50</td> <td>0.016</td> <td>0.02</td> </tr> <tr> <td>A1</td> <td>0.00</td> <td>0.05</td> <td>0.000</td> <td>0.002</td> </tr> <tr> <td>D</td> <td>0.55</td> <td>0.65</td> <td>0.022</td> <td>0.026</td> </tr> <tr> <td>E</td> <td>0.95</td> <td>1.05</td> <td>0.037</td> <td>0.041</td> </tr> <tr> <td>b</td> <td>0.40</td> <td>0.60</td> <td>0.016</td> <td>0.024</td> </tr> <tr> <td>e</td> <td colspan="2">0.65 TYP</td> <td colspan="2">0.026 TYP</td> </tr> <tr> <td>L</td> <td>0.15</td> <td>0.35</td> <td>0.006</td> <td>0.014</td> </tr> <tr> <td>L1</td> <td colspan="2">0.05 REF</td> <td colspan="2">0.002 REF</td> </tr> </tbody> </table>	Symbol	SOD882				Millimeters		Inches		Min	Max	Min	Max	A	0.40	0.50	0.016	0.02	A1	0.00	0.05	0.000	0.002	D	0.55	0.65	0.022	0.026	E	0.95	1.05	0.037	0.041	b	0.40	0.60	0.016	0.024	e	0.65 TYP		0.026 TYP		L	0.15	0.35	0.006	0.014	L1	0.05 REF		0.002 REF	
Symbol	SOD882																																																						
	Millimeters			Inches																																																			
	Min	Max	Min	Max																																																			
A	0.40	0.50	0.016	0.02																																																			
A1	0.00	0.05	0.000	0.002																																																			
D	0.55	0.65	0.022	0.026																																																			
E	0.95	1.05	0.037	0.041																																																			
b	0.40	0.60	0.016	0.024																																																			
e	0.65 TYP		0.026 TYP																																																				
L	0.15	0.35	0.006	0.014																																																			
L1	0.05 REF		0.002 REF																																																				

SPA Package Outlines (continued)

<p>0201 Flip chip (0.62x0.32)</p>		<table border="1"> <thead> <tr> <th rowspan="3">Symbol</th> <th colspan="6">0201 Flipchip</th> </tr> <tr> <th colspan="3">Millimeters</th> <th colspan="3">Inches</th> </tr> <tr> <th>Min</th> <th>Typ</th> <th>Max</th> <th>Min</th> <th>Typ</th> <th>Max</th> </tr> </thead> <tbody> <tr> <td>A</td> <td>0.595</td> <td>0.620</td> <td>0.645</td> <td>0.0234</td> <td>0.0244</td> <td>0.0254</td> </tr> <tr> <td>B</td> <td>0.295</td> <td>0.320</td> <td>0.345</td> <td>0.0116</td> <td>0.0126</td> <td>0.0136</td> </tr> <tr> <td>C</td> <td>0.245</td> <td>0.275</td> <td>0.305</td> <td>0.0096</td> <td>0.0108</td> <td>0.0120</td> </tr> <tr> <td>D</td> <td>0.145</td> <td>0.150</td> <td>0.155</td> <td>0.0057</td> <td>0.0059</td> <td>0.0061</td> </tr> <tr> <td>E</td> <td>0.245</td> <td>0.250</td> <td>0.255</td> <td>0.0096</td> <td>0.0098</td> <td>0.0100</td> </tr> <tr> <td>F</td> <td>0.245</td> <td>0.250</td> <td>0.255</td> <td>0.0096</td> <td>0.0098</td> <td>0.0100</td> </tr> <tr> <td>G</td> <td>0.005</td> <td>0.010</td> <td>0.015</td> <td>0.0002</td> <td>0.0004</td> <td>0.0006</td> </tr> </tbody> </table>	Symbol	0201 Flipchip						Millimeters			Inches			Min	Typ	Max	Min	Typ	Max	A	0.595	0.620	0.645	0.0234	0.0244	0.0254	B	0.295	0.320	0.345	0.0116	0.0126	0.0136	C	0.245	0.275	0.305	0.0096	0.0108	0.0120	D	0.145	0.150	0.155	0.0057	0.0059	0.0061	E	0.245	0.250	0.255	0.0096	0.0098	0.0100	F	0.245	0.250	0.255	0.0096	0.0098	0.0100	G	0.005	0.010	0.015	0.0002	0.0004	0.0006
Symbol	0201 Flipchip																																																																					
	Millimeters			Inches																																																																		
	Min	Typ	Max	Min	Typ	Max																																																																
A	0.595	0.620	0.645	0.0234	0.0244	0.0254																																																																
B	0.295	0.320	0.345	0.0116	0.0126	0.0136																																																																
C	0.245	0.275	0.305	0.0096	0.0108	0.0120																																																																
D	0.145	0.150	0.155	0.0057	0.0059	0.0061																																																																
E	0.245	0.250	0.255	0.0096	0.0098	0.0100																																																																
F	0.245	0.250	0.255	0.0096	0.0098	0.0100																																																																
G	0.005	0.010	0.015	0.0002	0.0004	0.0006																																																																
<p>0201 μDFN-2 (0.60x0.30)</p>		<table border="1"> <thead> <tr> <th rowspan="3">Symbol</th> <th colspan="4">μDFN-2</th> </tr> <tr> <th colspan="2">Millimeters</th> <th colspan="2">Inches</th> </tr> <tr> <th>Min</th> <th>Max</th> <th>Min</th> <th>Max</th> </tr> </thead> <tbody> <tr> <td>A</td> <td>0.34</td> <td>0.40</td> <td>0.014</td> <td>0.016</td> </tr> <tr> <td>A1</td> <td>0.00</td> <td>0.05</td> <td>0.000</td> <td>0.002</td> </tr> <tr> <td>A2</td> <td colspan="2">0.075 REF</td> <td colspan="2">0.003 REF</td> </tr> <tr> <td>b</td> <td colspan="2">0.20 REF</td> <td colspan="2">0.008 REF</td> </tr> <tr> <td>D</td> <td>0.55</td> <td>0.65</td> <td>0.022</td> <td>0.026</td> </tr> <tr> <td>E</td> <td>0.25</td> <td>0.35</td> <td>0.010</td> <td>0.014</td> </tr> <tr> <td>L</td> <td>0.175</td> <td>0.275</td> <td>0.007</td> <td>0.011</td> </tr> <tr> <td>K1</td> <td colspan="2">0.15 REF</td> <td colspan="2">0.006 REF</td> </tr> </tbody> </table>	Symbol	μDFN-2				Millimeters		Inches		Min	Max	Min	Max	A	0.34	0.40	0.014	0.016	A1	0.00	0.05	0.000	0.002	A2	0.075 REF		0.003 REF		b	0.20 REF		0.008 REF		D	0.55	0.65	0.022	0.026	E	0.25	0.35	0.010	0.014	L	0.175	0.275	0.007	0.011	K1	0.15 REF		0.006 REF																
Symbol	μDFN-2																																																																					
	Millimeters			Inches																																																																		
	Min	Max	Min	Max																																																																		
A	0.34	0.40	0.014	0.016																																																																		
A1	0.00	0.05	0.000	0.002																																																																		
A2	0.075 REF		0.003 REF																																																																			
b	0.20 REF		0.008 REF																																																																			
D	0.55	0.65	0.022	0.026																																																																		
E	0.25	0.35	0.010	0.014																																																																		
L	0.175	0.275	0.007	0.011																																																																		
K1	0.15 REF		0.006 REF																																																																			
<p>μDFN-6 (1.25x1.0)</p>		<table border="1"> <thead> <tr> <th rowspan="3">Symbol</th> <th colspan="4">μDFN-6 (1.25x1.0x0.5mm)</th> </tr> <tr> <th colspan="2">Millimeters</th> <th colspan="2">Inches</th> </tr> <tr> <th>Min</th> <th>Max</th> <th>Min</th> <th>Max</th> </tr> </thead> <tbody> <tr> <td>A</td> <td>0.45</td> <td>0.55</td> <td>0.018</td> <td>0.022</td> </tr> <tr> <td>A1</td> <td>0.00</td> <td>0.05</td> <td>0.000</td> <td>0.002</td> </tr> <tr> <td>A3</td> <td colspan="2">0.127 REF</td> <td colspan="2">0.005 REF</td> </tr> <tr> <td>b</td> <td>0.15</td> <td>0.25</td> <td>0.006</td> <td>0.010</td> </tr> <tr> <td>D</td> <td>1.20</td> <td>1.30</td> <td>0.047</td> <td>0.051</td> </tr> <tr> <td>D2</td> <td>-</td> <td>-</td> <td>-</td> <td>-</td> </tr> <tr> <td>E</td> <td>0.95</td> <td>1.05</td> <td>0.037</td> <td>0.041</td> </tr> <tr> <td>E2</td> <td>-</td> <td>-</td> <td>-</td> <td>-</td> </tr> <tr> <td>e</td> <td colspan="2">0.4 REF</td> <td colspan="2">0.016 REF</td> </tr> <tr> <td>L</td> <td>0.25</td> <td>0.35</td> <td>0.010</td> <td>0.014</td> </tr> </tbody> </table>	Symbol	μDFN-6 (1.25x1.0x0.5mm)				Millimeters		Inches		Min	Max	Min	Max	A	0.45	0.55	0.018	0.022	A1	0.00	0.05	0.000	0.002	A3	0.127 REF		0.005 REF		b	0.15	0.25	0.006	0.010	D	1.20	1.30	0.047	0.051	D2	-	-	-	-	E	0.95	1.05	0.037	0.041	E2	-	-	-	-	e	0.4 REF		0.016 REF		L	0.25	0.35	0.010	0.014					
Symbol	μDFN-6 (1.25x1.0x0.5mm)																																																																					
	Millimeters			Inches																																																																		
	Min	Max	Min	Max																																																																		
A	0.45	0.55	0.018	0.022																																																																		
A1	0.00	0.05	0.000	0.002																																																																		
A3	0.127 REF		0.005 REF																																																																			
b	0.15	0.25	0.006	0.010																																																																		
D	1.20	1.30	0.047	0.051																																																																		
D2	-	-	-	-																																																																		
E	0.95	1.05	0.037	0.041																																																																		
E2	-	-	-	-																																																																		
e	0.4 REF		0.016 REF																																																																			
L	0.25	0.35	0.010	0.014																																																																		

SPA Package Outlines (continued)

<p>μDFN-6 (1.6x1.6)</p>		<table border="1"> <thead> <tr> <th colspan="6">uDFN (1.6x1.6x0.5mm)</th> </tr> <tr> <th rowspan="2">Symbol</th> <th colspan="3">Millimeters</th> <th colspan="2">Inches</th> </tr> <tr> <th>Min</th> <th>Max</th> <th>Min</th> <th colspan="2">Max</th> </tr> </thead> <tbody> <tr> <td>A</td> <td>0.45</td> <td>0.55</td> <td>0.018</td> <td colspan="2">0.022</td> </tr> <tr> <td>A1</td> <td>0.00</td> <td>0.05</td> <td>0.000</td> <td colspan="2">0.002</td> </tr> <tr> <td>A3</td> <td colspan="2">0.127 Ref</td> <td colspan="3">0.005 Ref</td> </tr> <tr> <td>b</td> <td>0.20</td> <td>0.30</td> <td>0.008</td> <td colspan="2">0.012</td> </tr> <tr> <td>D</td> <td>1.50</td> <td>1.70</td> <td>0.060</td> <td colspan="2">0.067</td> </tr> <tr> <td>D2</td> <td>1.05</td> <td>1.30</td> <td>0.042</td> <td colspan="2">0.052</td> </tr> <tr> <td>E</td> <td>1.50</td> <td>1.70</td> <td>0.060</td> <td colspan="2">0.067</td> </tr> <tr> <td>E2</td> <td>0.40</td> <td>0.65</td> <td>0.016</td> <td colspan="2">0.026</td> </tr> <tr> <td>e</td> <td colspan="2">0.50 Ref</td> <td colspan="3">0.020 Ref</td> </tr> <tr> <td>L</td> <td>0.100</td> <td>0.600</td> <td>0.004</td> <td colspan="2">0.023</td> </tr> </tbody> </table>	uDFN (1.6x1.6x0.5mm)						Symbol	Millimeters			Inches		Min	Max	Min	Max		A	0.45	0.55	0.018	0.022		A1	0.00	0.05	0.000	0.002		A3	0.127 Ref		0.005 Ref			b	0.20	0.30	0.008	0.012		D	1.50	1.70	0.060	0.067		D2	1.05	1.30	0.042	0.052		E	1.50	1.70	0.060	0.067		E2	0.40	0.65	0.016	0.026		e	0.50 Ref		0.020 Ref			L	0.100	0.600	0.004	0.023							
uDFN (1.6x1.6x0.5mm)																																																																																					
Symbol	Millimeters			Inches																																																																																	
	Min	Max	Min	Max																																																																																	
A	0.45	0.55	0.018	0.022																																																																																	
A1	0.00	0.05	0.000	0.002																																																																																	
A3	0.127 Ref		0.005 Ref																																																																																		
b	0.20	0.30	0.008	0.012																																																																																	
D	1.50	1.70	0.060	0.067																																																																																	
D2	1.05	1.30	0.042	0.052																																																																																	
E	1.50	1.70	0.060	0.067																																																																																	
E2	0.40	0.65	0.016	0.026																																																																																	
e	0.50 Ref		0.020 Ref																																																																																		
L	0.100	0.600	0.004	0.023																																																																																	
<p>μDFN-8 (1.7x1.35)</p>		<table border="1"> <thead> <tr> <th rowspan="2">Symbol</th> <th colspan="4">UDFN-08</th> </tr> <tr> <th colspan="2">Millimeters</th> <th colspan="2">Inches</th> </tr> <tr> <th></th> <th>Min</th> <th>Max</th> <th>Min</th> <th>Max</th> </tr> </thead> <tbody> <tr> <td>A</td> <td>0.450</td> <td>0.550</td> <td>0.018</td> <td>0.022</td> </tr> <tr> <td>A1</td> <td>0.000</td> <td>0.050</td> <td>0.000</td> <td>0.002</td> </tr> <tr> <td>A3</td> <td colspan="2">0.127 REF</td> <td colspan="2">0.005 REF</td> </tr> <tr> <td>b</td> <td>0.150</td> <td>0.250</td> <td>0.006</td> <td>0.010</td> </tr> <tr> <td>D</td> <td>1.600</td> <td>1.800</td> <td>0.063</td> <td>0.071</td> </tr> <tr> <td>D2</td> <td>1.100</td> <td>1.300</td> <td>0.043</td> <td>0.051</td> </tr> <tr> <td>E</td> <td>1.250</td> <td>1.450</td> <td>0.049</td> <td>0.057</td> </tr> <tr> <td>E2</td> <td>0.300</td> <td>0.500</td> <td>0.012</td> <td>0.020</td> </tr> <tr> <td>e</td> <td colspan="2">0.400 BSC</td> <td colspan="2">0.016 BSC</td> </tr> <tr> <td>K</td> <td>0.200</td> <td></td> <td>0.008</td> <td>0.000</td> </tr> <tr> <td>L</td> <td>0.150</td> <td>0.350</td> <td>0.006</td> <td>0.014</td> </tr> </tbody> </table>	Symbol	UDFN-08				Millimeters		Inches			Min	Max	Min	Max	A	0.450	0.550	0.018	0.022	A1	0.000	0.050	0.000	0.002	A3	0.127 REF		0.005 REF		b	0.150	0.250	0.006	0.010	D	1.600	1.800	0.063	0.071	D2	1.100	1.300	0.043	0.051	E	1.250	1.450	0.049	0.057	E2	0.300	0.500	0.012	0.020	e	0.400 BSC		0.016 BSC		K	0.200		0.008	0.000	L	0.150	0.350	0.006	0.014														
Symbol	UDFN-08																																																																																				
	Millimeters		Inches																																																																																		
	Min	Max	Min	Max																																																																																	
A	0.450	0.550	0.018	0.022																																																																																	
A1	0.000	0.050	0.000	0.002																																																																																	
A3	0.127 REF		0.005 REF																																																																																		
b	0.150	0.250	0.006	0.010																																																																																	
D	1.600	1.800	0.063	0.071																																																																																	
D2	1.100	1.300	0.043	0.051																																																																																	
E	1.250	1.450	0.049	0.057																																																																																	
E2	0.300	0.500	0.012	0.020																																																																																	
e	0.400 BSC		0.016 BSC																																																																																		
K	0.200		0.008	0.000																																																																																	
L	0.150	0.350	0.006	0.014																																																																																	
<p>μDFN-10 (2.5x1.0)</p>		<table border="1"> <thead> <tr> <th colspan="7">uDFN-10 (2.5x1.0x0.5mm)</th> </tr> <tr> <th rowspan="2">Symbol</th> <th colspan="3">Millimeters</th> <th colspan="3">Inches</th> </tr> <tr> <th>Min</th> <th>Nom</th> <th>Max</th> <th>Min</th> <th>Nom</th> <th>Max</th> </tr> </thead> <tbody> <tr> <td>A</td> <td>0.48</td> <td>0.515</td> <td>0.55</td> <td>0.019</td> <td>0.020</td> <td>0.021</td> </tr> <tr> <td>A1</td> <td>0.00</td> <td>-</td> <td>0.05</td> <td>0.000</td> <td></td> <td>0.022</td> </tr> <tr> <td>A3</td> <td colspan="2">0.125 Ref</td> <td colspan="4">0.005 Ref</td> </tr> <tr> <td>b</td> <td>0.15</td> <td>0.20</td> <td>0.25</td> <td>0.006</td> <td>0.008</td> <td>0.012</td> </tr> <tr> <td>b1</td> <td>0.35</td> <td>0.40</td> <td>0.45</td> <td>0.014</td> <td>0.016</td> <td>0.018</td> </tr> <tr> <td>D</td> <td>2.40</td> <td>2.50</td> <td>2.60</td> <td>0.094</td> <td>0.098</td> <td>0.102</td> </tr> <tr> <td>E</td> <td>0.90</td> <td>1.00</td> <td>1.10</td> <td>0.035</td> <td>0.039</td> <td>0.043</td> </tr> <tr> <td>e</td> <td colspan="3">0.50 BSC</td> <td colspan="3">0.020 BSC</td> </tr> <tr> <td>L</td> <td>0.30</td> <td>0.365</td> <td>0.43</td> <td>0.012</td> <td>0.014</td> <td>0.016</td> </tr> </tbody> </table>	uDFN-10 (2.5x1.0x0.5mm)							Symbol	Millimeters			Inches			Min	Nom	Max	Min	Nom	Max	A	0.48	0.515	0.55	0.019	0.020	0.021	A1	0.00	-	0.05	0.000		0.022	A3	0.125 Ref		0.005 Ref				b	0.15	0.20	0.25	0.006	0.008	0.012	b1	0.35	0.40	0.45	0.014	0.016	0.018	D	2.40	2.50	2.60	0.094	0.098	0.102	E	0.90	1.00	1.10	0.035	0.039	0.043	e	0.50 BSC			0.020 BSC			L	0.30	0.365	0.43	0.012	0.014	0.016
uDFN-10 (2.5x1.0x0.5mm)																																																																																					
Symbol	Millimeters			Inches																																																																																	
	Min	Nom	Max	Min	Nom	Max																																																																															
A	0.48	0.515	0.55	0.019	0.020	0.021																																																																															
A1	0.00	-	0.05	0.000		0.022																																																																															
A3	0.125 Ref		0.005 Ref																																																																																		
b	0.15	0.20	0.25	0.006	0.008	0.012																																																																															
b1	0.35	0.40	0.45	0.014	0.016	0.018																																																																															
D	2.40	2.50	2.60	0.094	0.098	0.102																																																																															
E	0.90	1.00	1.10	0.035	0.039	0.043																																																																															
e	0.50 BSC			0.020 BSC																																																																																	
L	0.30	0.365	0.43	0.012	0.014	0.016																																																																															

SPA Package Outlines (continued)

<p>μDFN-10 (2.6x2.6)</p>		<table border="1"> <thead> <tr> <th colspan="7">uDFN-10 (2.6x2.6mm)</th> </tr> <tr> <th rowspan="2">Symbol</th> <th colspan="3">Millimeters</th> <th colspan="3">Inches</th> </tr> <tr> <th>Min</th> <th>Nom</th> <th>Max</th> <th>Min</th> <th>Nom</th> <th>Max</th> </tr> </thead> <tbody> <tr> <td>A</td> <td>0.45</td> <td>0.50</td> <td>0.55</td> <td>0.018</td> <td>0.020</td> <td>0.022</td> </tr> <tr> <td>A3</td> <td colspan="3">0.130 Ref</td> <td colspan="3">0.005 Ref</td> </tr> <tr> <td>b</td> <td>0.17</td> <td>0.22</td> <td>0.27</td> <td>0.006</td> <td>0.008</td> <td>0.010</td> </tr> <tr> <td>D</td> <td>2.50</td> <td>2.60</td> <td>2.70</td> <td>0.097</td> <td>0.101</td> <td>0.105</td> </tr> <tr> <td>D2</td> <td>2.10</td> <td>2.15</td> <td>2.20</td> <td>0.081</td> <td>0.083</td> <td>0.085</td> </tr> <tr> <td>E</td> <td>2.50</td> <td>2.60</td> <td>2.70</td> <td>0.097</td> <td>0.101</td> <td>0.105</td> </tr> <tr> <td>E2</td> <td>1.21</td> <td>1.26</td> <td>1.31</td> <td>0.046</td> <td>0.049</td> <td>0.051</td> </tr> <tr> <td>e</td> <td colspan="3">0.50 BSC</td> <td colspan="3">0.020 BSC</td> </tr> <tr> <td>L</td> <td>0.35</td> <td>0.40</td> <td>0.45</td> <td>0.014</td> <td>0.016</td> <td>0.018</td> </tr> </tbody> </table>	uDFN-10 (2.6x2.6mm)							Symbol	Millimeters			Inches			Min	Nom	Max	Min	Nom	Max	A	0.45	0.50	0.55	0.018	0.020	0.022	A3	0.130 Ref			0.005 Ref			b	0.17	0.22	0.27	0.006	0.008	0.010	D	2.50	2.60	2.70	0.097	0.101	0.105	D2	2.10	2.15	2.20	0.081	0.083	0.085	E	2.50	2.60	2.70	0.097	0.101	0.105	E2	1.21	1.26	1.31	0.046	0.049	0.051	e	0.50 BSC			0.020 BSC			L	0.35	0.40	0.45	0.014	0.016	0.018							
uDFN-10 (2.6x2.6mm)																																																																																												
Symbol	Millimeters			Inches																																																																																								
	Min	Nom	Max	Min	Nom	Max																																																																																						
A	0.45	0.50	0.55	0.018	0.020	0.022																																																																																						
A3	0.130 Ref			0.005 Ref																																																																																								
b	0.17	0.22	0.27	0.006	0.008	0.010																																																																																						
D	2.50	2.60	2.70	0.097	0.101	0.105																																																																																						
D2	2.10	2.15	2.20	0.081	0.083	0.085																																																																																						
E	2.50	2.60	2.70	0.097	0.101	0.105																																																																																						
E2	1.21	1.26	1.31	0.046	0.049	0.051																																																																																						
e	0.50 BSC			0.020 BSC																																																																																								
L	0.35	0.40	0.45	0.014	0.016	0.018																																																																																						
<p>μDFN-12 (2.5x1.35)</p>		<table border="1"> <thead> <tr> <th rowspan="3">Symbol</th> <th colspan="4">UDFN-12</th> </tr> <tr> <th colspan="2">Millimeters</th> <th colspan="2">Inches</th> </tr> <tr> <th>Min</th> <th>Max</th> <th>Min</th> <th>Max</th> </tr> </thead> <tbody> <tr> <td>A</td> <td>0.450</td> <td>0.550</td> <td>0.018</td> <td>0.022</td> </tr> <tr> <td>A1</td> <td>0.000</td> <td>0.050</td> <td>0.000</td> <td>0.002</td> </tr> <tr> <td>A3</td> <td colspan="2">0.127 REF</td> <td colspan="2">0.005 REF</td> </tr> <tr> <td>b</td> <td>0.150</td> <td>0.250</td> <td>0.006</td> <td>0.010</td> </tr> <tr> <td>D</td> <td>2.400</td> <td>2.600</td> <td>0.094</td> <td>0.102</td> </tr> <tr> <td>D2</td> <td>1.900</td> <td>2.100</td> <td>0.075</td> <td>0.083</td> </tr> <tr> <td>E</td> <td>1.250</td> <td>1.450</td> <td>0.049</td> <td>0.057</td> </tr> <tr> <td>E2</td> <td>0.300</td> <td>0.500</td> <td>0.012</td> <td>0.020</td> </tr> <tr> <td>e</td> <td colspan="2">0.400 BSC</td> <td colspan="2">0.016 BSC</td> </tr> <tr> <td>K</td> <td>0.200</td> <td></td> <td>0.008</td> <td>0.000</td> </tr> <tr> <td>L</td> <td>0.150</td> <td>0.350</td> <td>0.006</td> <td>0.014</td> </tr> </tbody> </table>	Symbol	UDFN-12				Millimeters		Inches		Min	Max	Min	Max	A	0.450	0.550	0.018	0.022	A1	0.000	0.050	0.000	0.002	A3	0.127 REF		0.005 REF		b	0.150	0.250	0.006	0.010	D	2.400	2.600	0.094	0.102	D2	1.900	2.100	0.075	0.083	E	1.250	1.450	0.049	0.057	E2	0.300	0.500	0.012	0.020	e	0.400 BSC		0.016 BSC		K	0.200		0.008	0.000	L	0.150	0.350	0.006	0.014																						
Symbol	UDFN-12																																																																																											
	Millimeters			Inches																																																																																								
	Min	Max	Min	Max																																																																																								
A	0.450	0.550	0.018	0.022																																																																																								
A1	0.000	0.050	0.000	0.002																																																																																								
A3	0.127 REF		0.005 REF																																																																																									
b	0.150	0.250	0.006	0.010																																																																																								
D	2.400	2.600	0.094	0.102																																																																																								
D2	1.900	2.100	0.075	0.083																																																																																								
E	1.250	1.450	0.049	0.057																																																																																								
E2	0.300	0.500	0.012	0.020																																																																																								
e	0.400 BSC		0.016 BSC																																																																																									
K	0.200		0.008	0.000																																																																																								
L	0.150	0.350	0.006	0.014																																																																																								
<p>μDFN-14 (3.5x1.35)</p>		<table border="1"> <thead> <tr> <th colspan="7">uDFN-14 (3.5x1.35x0.5mm)</th> </tr> <tr> <th rowspan="2">Symbol</th> <th colspan="3">Millimeters</th> <th colspan="3">Inches</th> </tr> <tr> <th>Min</th> <th>Nom</th> <th>Max</th> <th>Min</th> <th>Nom</th> <th>Max</th> </tr> </thead> <tbody> <tr> <td>A</td> <td>0.45</td> <td>0.50</td> <td>0.55</td> <td>0.018</td> <td>0.020</td> <td>0.022</td> </tr> <tr> <td>A1</td> <td>0.00</td> <td>0.02</td> <td>0.05</td> <td>0.000</td> <td>0.001</td> <td>0.002</td> </tr> <tr> <td>A2</td> <td colspan="3">0.203 Ref</td> <td colspan="3">0.008 Ref</td> </tr> <tr> <td>b</td> <td>0.15</td> <td>0.20</td> <td>0.25</td> <td>0.006</td> <td>0.008</td> <td>0.012</td> </tr> <tr> <td>D</td> <td>3.40</td> <td>3.50</td> <td>3.60</td> <td>0.134</td> <td>0.138</td> <td>0.142</td> </tr> <tr> <td>D2</td> <td>-</td> <td>-</td> <td>-</td> <td>-</td> <td>-</td> <td>-</td> </tr> <tr> <td>E</td> <td>1.25</td> <td>1.35</td> <td>1.45</td> <td>0.050</td> <td>0.054</td> <td>0.058</td> </tr> <tr> <td>E1</td> <td>-</td> <td>-</td> <td>-</td> <td>-</td> <td>-</td> <td>-</td> </tr> <tr> <td>e</td> <td colspan="3">0.500 BSC</td> <td colspan="3">0.020 BSC</td> </tr> <tr> <td>L</td> <td>0.25</td> <td>0.30</td> <td>0.35</td> <td>0.010</td> <td>0.012</td> <td>0.014</td> </tr> </tbody> </table>	uDFN-14 (3.5x1.35x0.5mm)							Symbol	Millimeters			Inches			Min	Nom	Max	Min	Nom	Max	A	0.45	0.50	0.55	0.018	0.020	0.022	A1	0.00	0.02	0.05	0.000	0.001	0.002	A2	0.203 Ref			0.008 Ref			b	0.15	0.20	0.25	0.006	0.008	0.012	D	3.40	3.50	3.60	0.134	0.138	0.142	D2	-	-	-	-	-	-	E	1.25	1.35	1.45	0.050	0.054	0.058	E1	-	-	-	-	-	-	e	0.500 BSC			0.020 BSC			L	0.25	0.30	0.35	0.010	0.012	0.014
uDFN-14 (3.5x1.35x0.5mm)																																																																																												
Symbol	Millimeters			Inches																																																																																								
	Min	Nom	Max	Min	Nom	Max																																																																																						
A	0.45	0.50	0.55	0.018	0.020	0.022																																																																																						
A1	0.00	0.02	0.05	0.000	0.001	0.002																																																																																						
A2	0.203 Ref			0.008 Ref																																																																																								
b	0.15	0.20	0.25	0.006	0.008	0.012																																																																																						
D	3.40	3.50	3.60	0.134	0.138	0.142																																																																																						
D2	-	-	-	-	-	-																																																																																						
E	1.25	1.35	1.45	0.050	0.054	0.058																																																																																						
E1	-	-	-	-	-	-																																																																																						
e	0.500 BSC			0.020 BSC																																																																																								
L	0.25	0.30	0.35	0.010	0.012	0.014																																																																																						

Littelfuse, Inc.

8755 West Higgins Road
O'Hare Plaza, Suite 500
Chicago, IL 60631 USA
Phone: (773) 628-1000
spa@littelfuse.com

Authored by:

Chad Marak
Technical Marketing Manager
Semiconductor Business Unit

As the world's #1 brand in circuit protection, Littelfuse offers the broadest and deepest portfolio of circuit protection products and a global network of technical support backed by more than 80 years of application design expertise. Visit our design support center to access:

- > Reference Designs
- > Application Notes
- > Application Testing
- > SPICE Models
- > Local Technical Support
- > Product Samples
- > Technical Articles
- > Certification Documents
- > Data Sheets



WWW.LITTELFUSE.COM/DESIGNSUPPORT

Littelfuse offers technologies that protect electronic and electrical circuits and their users against electrostatic discharge (ESD), load switching surges, lightning strike effects, overloads, short circuits, power faults, ground faults and other threats.

Overcurrent Protection Products:

Fuses Littelfuse offers the world's broadest range of fuse types and ratings, including cartridge, leaded, surface mount and thin film designs

PTCs Positive Temperature Coefficient thermistor technology provides resettable current-limiting protection

Protection Relays Electronic and microprocessor-based protection relays minimize damage to equipment and personnel caused by electrical faults

Overvoltage Protection Products:

Varistors Littelfuse offers surface mount Multi-Layer Varistors (MLVs) and industrial Metal Oxide Varistors (MOVs) to protect against transients

GDTs Gas Discharge Tubes (GDTs) to dissipate transient voltage through a contained plasma gas

Thyristors Solid state switches that control the flow of current in a wide range of appliances, tools and equipment

SIDACTor® Devices Overvoltage protection specifically designed for legacy telecom and today's broadband connections

TVS Diodes Silicon Transient Voltage Suppression (TVS) devices

SPAs Silicon Protection Arrays designed for analog and digital signal line protection

PulseGuard® ESD Suppressors Small, fast-acting Electrostatic Discharge (ESD) suppressors

Special Application Products:

PLED LED Protectors LED string reliability devices that offer open LED bypass, ESD protection and reverse connection protection



Download catalogs at www.littelfuse.com/catalogs or contact your authorized Littelfuse product representative for more information.